

**FLORIDA'S COUNCIL  
ON HOMELESSNESS**

# ANNUAL REPORT



SUBMITTED  
**JUNE 2023**

# TABLE OF CONTENTS

---

## 4 Introduction

Summary of 2023 Policy Recommendations.....	6
Comprehensive 2022 Policy Recommendations .....	6

## APPENDICES

---

APPENDIX I: DEFINING HOMELESSNESS .....	12	APPENDIX IX: EXAMPLE OF STRATEGIC LOCAL COLLABORATIONS .....	26
APPENDIX II: UNSHELTERED HOMELESSNESS .....	13	APPENDIX XI: COC FUNDING .....	26
APPENDIX III: SHELTERED HOMELESSNESS .....	14	APPENDIX XII: SYSTEM PERFORMANCE MEASURES .....	28
APPENDIX IV: HOMELESSNESS AMONG FAMILIES .....	15	APPENDIX XIII: POINT IN TIME DATA .....	30
APPENDIX V: HOMELESSNESS AMONG SPECIAL POPULATIONS .....	15	APPENDIX XIV: FLORIDA DEPARTMENT OF EDUCATION HOMELESS STUDENT DATA .....	38
APPENDIX VI: CHALLENGES ADDRESSING HOUSING & HOMELESSNESS .....	22	APPENDIX XV: DESIGNATED COC LEAD AGENCY MAP .....	42
APPENDIX VII: EVICTIONS FILED IN FLORIDA .....	24	APPENDIX IX: COUNCIL MEMBERS .....	43
APPENDIX VIII: CONTINUUM OF CARE (COC) OPERATION IN FLORIDA .....	25	APPENDIX X: GLOSSARY .....	44



## Florida's Council on Homelessness

June 30, 2023

Governor Ron DeSantis  
400 South Monroe Street  
Tallahassee, Florida 32399-0001

Dear Governor DeSantis,

On behalf of the Florida Council on Homelessness, its members and state agency partners, I submit the "Council on Homelessness 2023 Report" for your consideration.

In accordance with state law, the Council has prepared recommendations for reducing homelessness in our state. We have also provided data concerning the extent of homelessness and the characteristics of the men, women and children who do not have a home.

Per the annual Point in Time count, over the past five years, Florida has seen an 9% increase in the rate of Floridians experiencing "literal homelessness" (28,328 to 30,809 individuals from 2019 to 2023). The past two years' Counts have shown increases; however, due to limitations conducting the Count during COVID, the accuracy of these increases are not certain.

What we do know is that Florida is facing an unprecedented housing market affordability crisis. Florida's population growth is the second highest in the country<sup>1</sup>. Supply and demand being fundamental market factors, this is causing housing costs to increase at extraordinary rates. That factor, coupled with population growth, has significantly increased pressure on the rental housing market. From March of 2020, through October of 2022, rent for a one-bedroom increased 36.1%.<sup>2</sup> Florida also has the highest percentage of cost-burdened renters in the country<sup>3</sup>.

According to an analysis conducted by the Government Accountability Office, for every \$100 monthly median rent increases there is a 9% increase in homelessness<sup>4</sup>. Therefore, Florida's unprecedented increases in rent rates will have a significant impact on the rate of homelessness.

In addition, Florida experienced two significant hurricanes in 2022, which increased the number of people experiencing homelessness while also decreasing the supply of housing stock. The three counties most impacted by Hurricane Ian experienced a 70% increase in homelessness.

This year, with The Live Local Act, the Legislature has significantly increased funding for affordable and workforce housing. The Legislature also provided a significant and much needed increase in homeless funding.

The Council thanks the Governor and the Legislature for their commitment to increasing production of affordable housing and increasing funding for the Homeless Continuums of Care (CoC) so that they may increase capacity, as well as flexible funding to meet the local needs to prevent and end homelessness in each of the 27 CoC catchment areas.

With this increased funding, we are confident the State can continue to replicate prior successes at reducing the rate of homelessness. Homelessness is not an intractable issue. When we all work collaboratively, we can end homelessness in the State of Florida.

If you would like any additional information regarding this report or homelessness in Florida, please do not hesitate to contact me.

Thank you,

Shannon Nazworth  
Chairperson for the Council on Homelessness

1 <https://www.orlandoweekly.com/news/florida-saw-second-highest-population-growth-in-nation-over-last-year-30514161>

2 <https://www.abcactionnews.com/news/region-hillsborough/rent-in-tampa-miami-orlando-show-largest-year-over-year-rent-increases-in-the-nation#:~:text=The%20Miami%2DFort%20Lauderdale%2DWest,rent%20hitting%20%241%2C886%20a%20month.>

3 <https://www.gao.gov/blog/how-covid-19-could-aggravate-homelessness-crisis>

4 <https://www.gao.gov/blog/how-covid-19-could-aggravate-homelessness-crisis>

# INTRODUCTION

The formation of the State of Florida’s interagency Council on Homelessness (the Council), created in 2001, has since become a nationally recognized best practice. The Council unites leadership across a spectrum of statewide systems to convene stakeholder meetings, develop policy, and make recommendations on how to prevent and end homelessness across the state. Pursuant to section 420.622(9), Florida Statutes, the Council submits its Annual Report to the Governor and Legislature, providing the current landscape of homelessness in Florida and offering recommended actions to address the challenge.

The Council has produced an overview of homelessness in Florida. Through an analysis of data on subpopulations and trends, the report provides valuable insights into the nature and extent of homelessness in the state. Additionally, the report highlights solutions that have been working to prevent and end homelessness. Drawing upon data and best practices, the Council presents a set of recommendations for the State’s consideration. These recommendations are based on valuable insights of the complex factors contributing to homelessness in Florida and represent a thoughtful and evidence-based approach to addressing this critical issue. We believe these recommendations will help to further the State’s efforts to reduce homelessness and improve outcomes for those experiencing housing insecurity.

Florida’s Point in Time Count (PIT) data, included in this report and presented in Appendix V, provides a snapshot of homelessness in Florida. On any given night in January 2023, a total of 30,809 individuals were identified as homeless, either living in a shelter or in a place not meant for human habitation. This represents a 19.1% increase in the number of individuals identified from the prior year. There are several reasons for this increase – in communities largely impacted by Hurricane Ian (Charlotte, Collier and Lee Counties) there was a 70% increase in homelessness over 2022. According to a 2020 Government Accountability Report, for every \$100 increase in median rent, there is a 9% increase in homelessness. There was an estimated \$170 average rental increase in the State of Florida from January 2022 through January 2023<sup>1</sup>. The lack of affordable housing increases the length of time people remain homeless, as those with barriers to housing – such as those with criminal histories or evictions are unable to find rental units<sup>2</sup>

According to raw data, over the past five years, Florida has seen a 9% increase in the rate of Floridians experiencing “literal homelessness” (28,328 to 30,809 individuals from 2019 to 2023). This is the second year in a row where homelessness has increased. Important to note however, COVID-19 made it difficult to conduct an accurate Point in Time count; therefore, the 2021 data is not entirely reliable, and the accuracy or cause of last year’s reported increase is uncertain.

Florida is facing an unprecedented housing market affordability crisis. The State’s population growth is the second highest in the country. Supply and demand being fundamental market factors, this is causing housing costs to increase at extraordinary rates. That factor, coupled with population growth, has significantly increased pressure on the rental housing market. From March of 2020, through October of 2022, rent for a one-bedroom increased 36.1%<sup>3</sup>, Florida also has the highest percentage of cost-burdened renters in the country<sup>4</sup>.

The Department of Education also identified a significant increase in the number of public school students that were homeless or unstably housed last school year. However, due to school closures and increased rates of remote learning during COVID, the prior year count may be a significant undercount of students that were homeless or unstably housed.

On March 29, 2023, Governor DeSantis signed the Live Local Act (SB 102) into law. The Act, which was the 2023 Legislative Session’s omnibus housing bill, is poised to make significant strides in

1 <https://www.gao.gov/blog/how-covid-19-could-aggravate-homelessness-crisis>

2 GAO-20-433, HOMELESSNESS: Better HUD Oversight of Data Collection Could Improve Estimates of Homeless Population

3 <https://www.abcactionnews.com/news/region-hillsborough/rent-in-tampa-miami-orlando-show-largest-year-over-year-rent-increases-in-the-nation#:~:text=The%20Miami%2DFort%20Lauderdale%2DWest,rent%20hitting%20%241%2C886%20a%20month.>

4 <https://www.gao.gov/blog/how-covid-19-could-aggravate-homelessness-crisis> <https://www.gao.gov/blog/how-covid-19-could-aggravate-homelessness-crisis>

addressing Florida's housing affordability crisis, providing more than \$700 million to affordable housing strategies for the coming year. The Act contains a range of policies aimed at increasing the availability of affordable homes across the state. Among its notable provisions, the Act funds both the State Housing Initiatives Partnership Program (SHIP) and State Apartment Incentive Loan Program (SAIL), as well as adding an additional \$150 million annually for ten years to be used in a similar manner to the SAIL program. This significant financial commitment demonstrates a strong dedication to the production of affordable rental housing in Florida.

For decades, Housing Trust Fund appropriations have been insufficient. Funding slated for the trust fund has been diverted toward other purposes, forgoing tens of thousands of much-needed affordable housing units. We want to thank the Legislature for adding language in statute during the 2022 session that would ensure<sup>5</sup> valuable funding remains dedicated to its intended purpose. This commitment ensures that all communities in Florida will have affordable housing resources available, annually, to help address the state's housing crisis rather than solely relying on local partnerships to fund these needs.

The Council recognizes the achievements of Florida in affordable housing funding and acknowledges the importance of continuing to build upon these successes. However, it is imperative the State of Florida dedicate sufficient resources to address the pressing issue of housing affordability for extremely low-income households, those experiencing homelessness, and persons with special needs. The lack of housing affordable to those households not only poses a significant challenge for vulnerable populations but also impacts the overall well-being of communities. A commitment to the investment in accessible affordable housing initiatives for those who need it most can help improve access to safe, decent, and affordable homes, thereby promoting economic stability and social inclusion. The Council urges all stakeholders to work together towards this goal and support any efforts made towards achieving greater access to affordable housing for vulnerable individuals across the state.

At the local level, partnerships encouraging the development and preservation of affordable housing are being paired with evidence-based strategies that support at-risk households. These efforts are successfully serving the most vulnerable Floridians including veterans, students experiencing homelessness, persons experiencing chronic homelessness, persons with disabilities, older adults, and other special needs households.

In 2023 the Legislative appropriation for the Challenge Grant was increased by \$16.8 million, more than four times the previous year's funding amount and the Staffing Grant was increased to \$5.2 million, a 74% increase over the previous year. These funds will be critical in supporting Florida's most vulnerable populations with rental assistance and permanent supportive housing needs.

The Challenge Grant provides an opportunity to serve those who do not meet the strict eligibility requirements of the grants received from federal sources. It also provides an opportunity to fund programs that are outside of the limitations of federal funding. Some examples include programs to divert individuals from homelessness and other supportive programs to support the acute health, mental health, transportation, and educational needs of those experiencing or at risk of becoming homeless. The Challenge Grant funding allows Continuums of Care (CoCs) to provide assistance where there is no other resource available.

In addition, the Staffing Grant provides operating funding that CoCs can leverage to build their capacity to create effective crisis response systems and draw down tens of millions of dollars in federal funding. These additional funds for the Staffing Grants are critical to ensuring CoCs have qualified staff to oversee community collaborations and systematic solutions to homelessness at the local level. Staffing Grant funds are also often used as match funding to leverage additional private, local and federal funds.

While increased funding for homelessness and housing is a positive step forward, it is important to recognize that addressing these issues requires a multifaceted approach. Additional financial resources can help expand affordable housing initiatives, provide rental assistance, and support homelessness prevention programs. However, a holistic approach to addressing these challenges

is necessary, which includes coordination between government, nonprofits, and communities to implement comprehensive strategies to address underlying causes of homelessness, such as mental health, substance use, employment, etc. Additionally, efforts should focus on strengthening social safety nets, improving access to mental health services, and developing the resources necessary for long-term stability and well-being. The following section outlines key policy recommendations to ensure Florida uses these additional resources efficiently and develops policies and practices to reduce homelessness in Florida. Additional data concerning the extent of homelessness in Florida are provided in the Appendices.

### Summary of 2023 Policy Recommendations

1. **Promote strategic systems collaborations.** Continue to support enhanced, strategic collaborations among Florida's systems of care serving people at risk of, or currently experiencing homelessness.
2. **Leverage federal resources.** Identify and concentrate federal resources that can be used for the development of housing and provision of services for those who are most vulnerable.
3. **Support best practices.** Continue to support best practices that prevent and end homelessness throughout Florida and ensure households have access to affordable low-barrier housing.
4. **Encourage affordable housing development.** Bolster local government investments and efforts to reduce and end homelessness through the development of affordable housing for extremely low income, those experiencing homelessness, and persons with special needs.

### Comprehensive 2023 Policy Recommendations

1. Promote strategic systems collaborations. Continue to support enhanced, strategic collaborations among Florida's systems of care serving people at risk of or currently experiencing homelessness.

Paramount to success as a state in preventing and ending homelessness is the element of collaboration. Homelessness and housing instability affect various households and individuals, at various times and challenges throughout their lives, usually impacting multiple systems of care. A person should not have to solely rely on the homelessness system of care to address their housing stability needs; instead housing instability and risk of homelessness should be discovered and addressed upon entry into many systems of care, so that appropriate resources can be paired with the household needing assistance immediately, decreasing their likelihood of falling into long-term homelessness. Systems of Care known to have crossover among participants facing housing instability including those who are literally homeless as well as at risk of homelessness include Behavioral Health, Justice and Corrections, Education, Healthcare, Veteran Affairs, Employment and Training, Elder Affairs, Foster and Adoptive Care. Many of these systems of care have designated representatives serving on the Florida Council on Homelessness. Continued and increased commitment from all systems of care that can impact housing stability for their participants is essential in reducing homelessness among Floridians. For example, if the Department of Corrections were able to increase discharge planning efforts with access to funding to cover housing costs upon reentry to a community, those exiting corrections would not have to rely on the homeless system of care to meet their housing placement needs. Housing placement needs would thus be addressed more immediately, avoiding homelessness altogether.

The Council supports advancing collaborative efforts among all of Florida's systems of care. These partnerships should aim to expand state and local community capacity to strategically identify multi-system consumers experiencing or at risk of homelessness and coordinate housing and services to increase housing stability and retention. The Council supports being forward-

thinking, vigilant, and flexible to increase collaboration aimed at strategically preventing and ending homelessness throughout Florida. The Council encourages these partners to strategically address ways in which braiding and blending resources can create the maximum impact of the use of government funds.

Another recent example of improved strategic collaboration across systems of care was Governor DeSantis' office establishing a statewide permanent supportive housing workgroup consisting of State Agency leadership to identify housing and supportive services policies and actions that can be implemented to best address the needs of our most vulnerable neighbors. Although the Homeless Continua of Care have increased the number of Permanent Supportive Housing (PSH) beds available for this population by over 2,700 units in the past 10 years, the need for additional supportive housing units and supportive services continues to grow. According to Florida Housing Coalition, an estimated 12,811 households experiencing homelessness in Florida need supportive housing<sup>6</sup>. Increasing coordination and leveraging financial and other resources to expand housing opportunities are proven successful strategies for ending homelessness. There are several subpopulations at risk of or experiencing homelessness, including youth, people with behavioral health disorders, older adults, people fleeing domestic violence or human trafficking, and people exiting institutions like jails or hospitals.

According to the same report, the overall need of these subpopulations totals 156,962 supportive housing and affordable housing families combined. These individuals and families often intersect with many systems of care. When these systems work in collaboration by sharing data and resources, the services are more effective, duplication is reduced, and significant cost savings are realized.

In 2019, the Agency for Health Care Administration (AHCA) successfully launched a multi-sector collaboration with housing providers, four of its Statewide Medicaid Managed Care health plans (i.e., Aetna, Molina, Simply, and Sunshine), and mental health physicians and therapists. The Agency sought to demonstrate the impact of housing assistance on health outcomes and health care utilization for low-income, adult Floridians with mental illness and/or addiction in six Florida counties (i.e., Pinellas, Pasco, Seminole, Orange, Osceola, and Brevard). The demonstration uses a Housing First policy backbone and adds transitional housing services, tenancy sustaining services, mobile crisis management, self-help peer support, and one-time payments for moving expenses. To date, the demonstration has recruited and served over 2,000 Floridians with a median age of 49 years. However, there has been a bimodal peak of younger adults and elderly with housing instability in the program, which underscores the need to think about the special needs of older adults who are homeless, more likely to have chronic diseases, and more vulnerable to the risks of homelessness. Early results from the demonstration show decreased narcotic overdoses, decreased suicidal ideation, decreased emergency department usage, decreased hospitalizations, and cost avoidance of over \$27 million for the entire program when compared to homeless Medicaid recipients not in the program. The return on investment (ROI) is currently estimated at least 3X. The Agency is considering options on how to scale the collaborative housing assistance pilot. The two greatest challenges in scaling are enrolling housing providers as Medicaid providers and receiving individual referrals from Continua of Care and physicians. Both challenges can be overcome with further collaboration and data sharing.

2. Leverage federal resources. Identify and concentrate federal resources that can be used for the development of housing and the provision of services for those who are most vulnerable, including people experiencing homelessness, those with special needs, and households with extremely low incomes.

The Council recommends state agencies and entitlement jurisdictions utilize the flexibility of federal resources to prioritize the development of affordable housing and supportive services. Florida's communities have received a significant influx of federal funds that may be used to address housing-related needs. This financial support allows communities to address immediate and long-term housing needs. Although some federal funds have flexible uses, the Council recommends

6 <https://www.floridahousing.org/programs/special-needs-housing-overview/florida-assessment-of-housing-for-homeless-and-special-needs-populations>

encouraging communities to prioritize these federal resources to develop housing for the most vulnerable. While the development of affordable housing can have positive outcomes, there may be negative consequences such as the concentration of poverty in specific areas. Housing that is built in already economically disadvantaged neighborhoods may perpetuate the cycle of poverty and create challenges for community development. Other considerations may include resource management, stigmatization, social isolation, and other perceptions that may limit opportunities for residents. It is critical to incorporate community input, implement management and maintenance practices, promote mixed-income developments, and ensure supportive services exist to promote positive experiences. Communities should consider expanding available housing by supporting local organizations in acquiring dedicated housing and increasing services to the most vulnerable.

While communities may receive an influx of funding to be used for the development of affordable housing, it is also necessary to identify resources that may be used for supportive services. Identifying resources for supportive housing requires a comprehensive approach involving multiple funding streams and collaborative. Permanent supportive housing (PSH) plays a critical role in addressing chronic homelessness and promoting stability for vulnerable populations. This model combines affordable housing with supportive services to meet the complex needs of individuals experiencing homelessness. PSH has been shown to significantly reduce homelessness, improve permanent housing retention rates, and enhance the quality of life for residents. Identifying resources for permanent supportive housing requires a proactive and collaborate approach, while engaging federal and state funding sources. By leveraging these resources effectively, communities can enhance their capacity to develop permanent and affordable housing, while providing the supportive housing options needed for vulnerable populations. The Council recommends state agencies and local communities identify all resources that may be used for the development of affordable housing and supportive services. While this activity will require strategic planning and innovation, the Council recognizes the importance of acknowledging the state's current housing deficit and utilizing all available resources to address the shortage.

3. Support best practices. Continue to support best practices that prevent and end homelessness throughout Florida and ensure households have access to affordable low barrier housing. Prior to the pandemic, Florida had made substantial progress in reducing the number of persons experiencing homelessness because CoCs across the state have been committed to prioritizing evidence-based best practices. All state agencies should ensure their programs and policies implement best practices and support these proven practices at the local level.

Housing First is an evidence-based best practice helping households move into stable permanent housing as quickly as possible. The National Alliance to End Homelessness defines Housing First as a homeless assistance approach that prioritizes providing permanent housing to people experiencing homelessness, thus ending their homelessness, and serving as a platform from which they can pursue personal goals and improve their quality of life. This approach is guided by the belief that people need basic necessities like food and a place to live before attending to anything less critical, such as getting a job, budgeting properly, or attending to substance use issues. Additionally, Housing First is based on client choice in housing selection and supportive service participation, and exercising that choice is likely to make a client more successful in remaining housed and improving their life<sup>7</sup>.

The National Alliance to End Homelessness<sup>8</sup> outlines best practices for effectively ending homelessness including:

- Utilizing a community-wide coordinated approach to end homelessness through the delivery of services, housing, and programs.

7 Housing First - National Alliance to End Homelessness

8 National Alliance to End Homelessness Solutions - National Alliance to End Homelessness -populations



- Prioritizing rapid re-housing as an intervention designed to quickly connect people to housing and services.
- Designing programs to assist the most vulnerable since some individuals may need longer-term rental assistance and services supports to achieve stability. Permanent supportive housing is a solution to addressing the housing needs of the most vulnerable.
- Designing an effective crisis response system can help people quickly exit homelessness; and
- Incorporating employment strategies in homelessness programs to assist low-income people increase their income as a critical component of housing stability.

The Council recommends these specific State actions to meet the needs of Florida's households most at risk of homelessness:

- The Office on Homelessness, takes a leadership role in modeling and sharing proven best practices at the state level to ensure all entities using state resources to end homelessness are implementing best practices.
- The Office on Homelessness continues to gather data, assemble performance outcomes, and accurately report on statewide progress toward the goals adopted by the Council; and
- The Office on Homelessness continue to incentivize the adoption of best practices at the local level through housing-focused funding application requirements and monitoring processes administered by the Office.
- The Office on Homelessness provide technical assistance and capacity-building opportunities to all CoCs within the state of Florida to fully leverage local and federal funding of homelessness solution homelessness solutions.
- The Office on Homelessness, in times of crisis, provide more frequent technical assistance and/or HUD TA assistance for CoCs within the state of Florida.

#### 4. Encourage affordable housing development. Bolster local government investments and efforts to reduce and end homelessness through the development of affordable housing for extremely low income, those experiencing homelessness, and persons with special needs.

As part of its annual funding application, the U.S. Department of Housing and Urban Development (HUD) evaluates CoCs on their ability to increase the number of permanent housing units for homeless households within their local community. This requires the support of external funding sources to leverage state and local funding with federal dollars, thus increasing the capacity for development and rental assistance and creating permanent housing solutions to end homelessness. Local governments can incentivize best practices at the local level and can maximize their impact on ending homelessness by investing in CoCs and stakeholders that adopt best practices.

As noted in recommendation two, more housing is needed to address the rise in homelessness in the State. To ensure that homelessness is rare, brief, and one-time, a community-wide effort is required. Local governments, like CoCs, have limited financial resources to increase the supply of housing targeted to special populations. State agencies should incentivize local governments to strategically partner with CoCs to implement strategies that create permanent housing options specifically for people experiencing homelessness. This type of multi-system coordination is encouraged and documented as a best practice by the United States Interagency Council on Homelessness (USICH). As quoted from the USICH Home, together: Federal Strategic Plan for

Preventing and Ending Homelessness<sup>9</sup>, “Achieving these shared goals is not possible through federal action alone—it requires strategic focus, effort, and investments from both the public and the private sectors and across all levels of government.”

Therefore, the Council recommends that state agencies assess how they could incentivize local governments to direct resources to expand housing opportunities for people experiencing homelessness. Since strategies for addressing housing barriers may vary by community, state agencies should also consider if there are local entities that are providing supportive services, such as employment, to people experiencing homelessness. Incentives for these investments can include using local government support as a scoring criterion or preference in competitive awards; agencies can also establish goals to fund programs and partnerships in communities in which local governments are leveraging their resources.

9 Home, Together | United States Interagency Council on Homelessness (USICH)



# HOMELESSNESS IN FLORIDA



This data snapshot is provided to identify trends and to highlight the work of the community partnerships committed to making homelessness rare, brief and non-recurring in the State of Florida.

## RARE


ON ONE NIGHT IN JANUARY, 2023

**30,809**

ESTIMATED PEOPLE WERE EXPERIENCING HOMELESSNESS

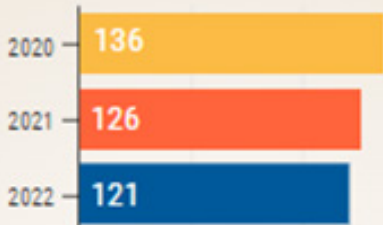
Unduplicated Persons in Shelter For fiscal year ending:

2020      2021      2022



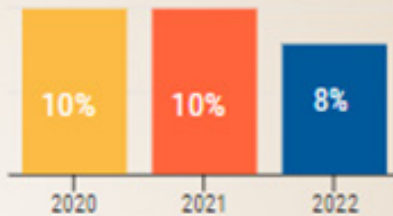
## BRIEF

Length of Time in Emergency Shelter or Transitional Housing (Days)



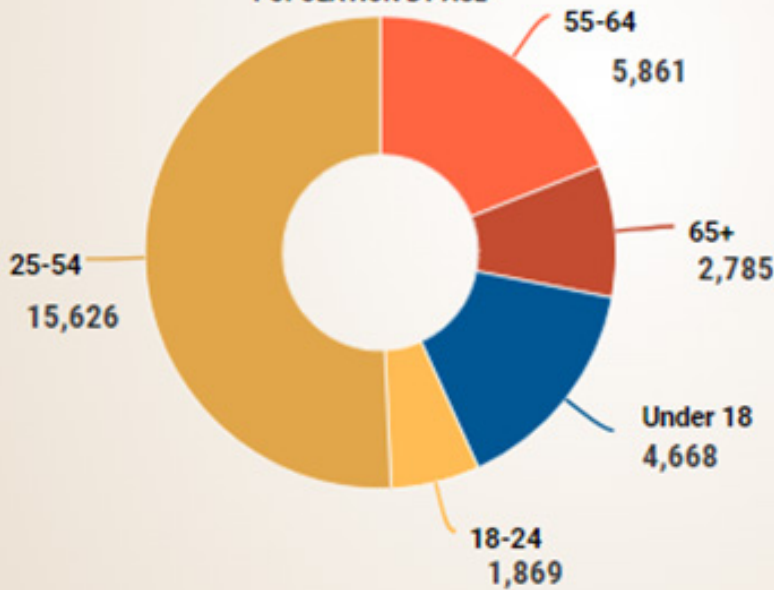
## NON-RECURRING

Individuals returning to homelessness within 6 months after exiting to permanent housing



## WHO IS EXPERIENCING HOMELESSNESS?

POPULATION BY AGE



**15,706**

**UNSHELTERED**

Unsheltered is living outside, in a car, in a park or other place not meant for human habitation. 51% of the total population experiencing homelessness in Florida are unsheltered.

\*2023 PIT Count



**4,668**

children under the age of 18 are on living in a place not meant for human habitation or in shelter



**8,646**

Adults over the age of 55 are homeless in Florida on any given night.

**20.4%**

Are **CHRONICALLY** Homeless  
\*\*Long Time Homeless & Disabled

**8.13%**

Are **VETERANS**

**8.2%**

Are **Fleeing Domestic Violence**

## APPENDIX I: DEFINING HOMELESSNESS

---

Homelessness occurs when a person lacks a home. While conceptually simple, state statutes and federal regulations dictate what it means for an individual or family to be defined as homeless. It is important to recognize that various systems may have different criteria/definitions, sometimes causing systems to become more complex and difficult to navigate for those who need it. A household's eligibility is often tied to definitions outlined by the funding source. Technical and varying definitions can create unintentional barriers to resolving an individual or family's housing crisis. While the term "homeless" can paint various pictures for people, it is important to understand there is no one defining characteristic of a household experiencing homelessness outside of lacking a stable place to live. Communities are tasked with addressing homelessness among a wide variety of households, including people who are unsheltered, living in places not meant for human habitation, fleeing domestic violence, aging out of foster care, staying in a homeless emergency shelter, and more. The entity responsible for coordinating, planning, and pursuing the end of homelessness in a community is the Collaborative Applicant or Lead Agency of the local Continuum of Care (CoC). This work is primarily funded by the U.S. Department of Housing and Urban Development (HUD), therefore CoCs work within a very specific definition and often are tasked with prioritizing households based on the federal goal to reduce and end homelessness.

As alluded to throughout this report, there are varying definitions of homelessness dependent upon sources of funding and state and federal funding or agencies. The report utilizes the HUD definition of homelessness, unless specified otherwise. This section describes two of the varying definitions.

### US DEPARTMENT OF HOUSING AND URBAN DEVELOPMENT (HUD)

HUD defines homelessness among four categories to provide a defined scope that ensures individuals and families at the greatest risk are served with the limited resources available.

1. **Literally Homeless.** Individuals and families who live in a place not meant for human habitation (including outdoors or in their car), emergency shelter, transitional housing, and motels paid for by a government or charitable organization.
2. **Imminent Risk of Homelessness.** Individuals and families who will lose their primary nighttime residence within 14 days and have no other resources or support networks to obtain other permanent housing.
3. **Homeless Under other Federal Statutes.** Unaccompanied youth under 25 years of age, or families with children and youth, who do not meet any of the other categories are homeless under other federal statutes, have had a lease, and have moved two or more times in the past 60 days, and are likely to remain unstable because of their special needs or barriers.
4. **Fleeing or Attempting to Flee Domestic Violence.** Individuals or families who are fleeing or attempting to flee domestic violence, dating violence, sexual assault, or stalking, and who lack resources and support networks to obtain other permanent housing.

### US DEPARTMENT OF EDUCATION

Subtitle VII-B of the McKinney-Vento Homeless Assistance Act (MVA) prescribes a definition of homelessness that more broadly accounts for the traumatic impact of housing instability on children and youth and the impact of that trauma on their education and development.

Homeless children and youth are defined as Individuals who lack a fixed, regular, and adequate nighttime residence and includes:

1. Children and youth who are sharing the housing of other persons due to loss of housing, economic hardship, or a similar reason; are living in motels, hotels, trailer parks, or camping grounds due to the lack of alternative adequate accommodations; are living in emergency or transitional shelters; or are abandoned in hospitals; or are awaiting foster care placement.
2. Children and youth who have a primary nighttime residence that is a public or private place not designed for or ordinarily used as a regular sleeping accommodation for human beings.
3. Children and youth who are living in cars, parks, public spaces, abandoned buildings, substandard housing, bus or train stations, or similar settings; and
4. Migratory children (as such term is defined in section 1309 of the Elementary and Secondary Education Act of 1965) who qualify as homeless for the purposes of this subtitle because the children are living in circumstances described above in (1) through (3).

Subtitle VII-B of the MVA also defines unaccompanied youth as follows: The term “unaccompanied youth” includes a youth not in the physical custody of a parent or guardian.

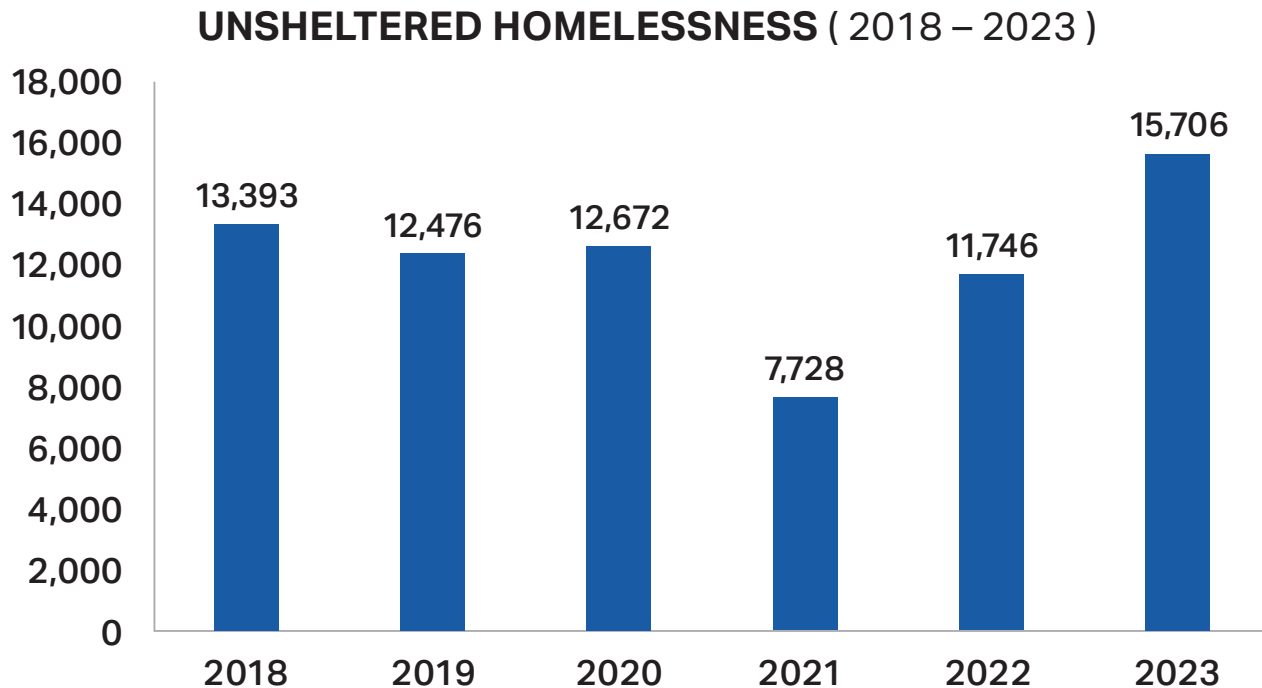
## APPENDIX II: UNSHELTERED HOMELESSNESS

On a single night in January 2023, approximately 15,706 individuals were unsheltered, which may have included sleeping in cars, park benches, abandoned buildings, or other places not meant for human habitation. The number of people experiencing unsheltered homelessness in Florida increased from 11,746 in 2022 to 15,706 in 2023, representing a 34% increase from 2022 to 2023. In 2022, Florida ranked 11th in the United States in the number of unsheltered homeless. The influx of ESG-CV provided temporary shelter units for communities to increase their shelter capacity. This included hotel/motel and other non-congregate shelter locations. These funds have been exhausted. In addition, during Hurricane Ian’s recovery, FEMA had to relocate individuals from Florida to neighboring States because there were not enough hotel beds in Florida to accommodate the increased need. Although emergency shelter plays a role in the homeless response system, an effective housing focused outreach program and ample affordable housing can move individuals experiencing unsheltered homelessness directly into housing without the need for shelter services. Individuals and chronically homeless individuals are more likely to be unsheltered than families but the increase in unsheltered homeless is being seen nationwide - there are not enough resources to serve the influx of individuals experiencing homelessness<sup>10</sup>.

In April 2023, the Miami-Dade Homeless Trust was awarded \$21 million under a U.S. Department of Housing and Urban Development (HUD) Supplemental NOFO to address unsheltered homelessness, in homeless encampments including those in rural communities. A total of 10 new projects were funded under this initiative. The Homeless Trust will also work in partnership with the local public housing authorities including the Miami-Dade Housing Agency, the Housing Authority of the City of Miami Beach, and the Housing Authority of the City of Homestead, that received new housing stability vouchers. These new vouchers will be available specifically to those experiencing homelessness referred through CoC coordinated entry.

<sup>10</sup> <https://myelisting.com/commercial-real-estate-news/1444/homelessness-united-states-state-by-state-analysis/> data based on original US Department of Housing and Urban Development counts submitted by Continuums of Care.

TABLE 1: UNSHELTERED HOMELESSNESS, 2018-2023<sup>11</sup>



\* Continuums of Care submit their homeless Point in Time (PIT) counts to the US Department of Housing and Urban Development right before they submit information to the Department of Children and Families. Occasionally some corrections are completed after this report has been printed.

The impact of unsheltered homelessness on a local community could include increased utilization of emergency health services, frequent interactions with law enforcement, and governmental costs to managing encampments. At the individual level when coupled with chronic homelessness, unsheltered individuals are more likely to report higher rates of lifetime illnesses, substance use, mental health disorders, and incarceration<sup>12</sup>.

Research has found that housing market conditions, including rental costs, eviction rates, and overcrowded housing units are associated with higher unsheltered homelessness<sup>13</sup>. This finding highlights the importance of ensuring Floridians have access to affordable housing and preventing individuals from experiencing unsheltered homelessness and the negative impacts as a result. Addressing unsheltered homelessness requires comprehensive solutions that provide stable housing, access to healthcare and support services, and a focus on addressing the root causes of homelessness.

## APPENDIX III: SHELTERED HOMELESSNESS

Sheltered homelessness refers to the count of people who were living in emergency shelters, transitional housing, or other temporary settings. The PIT count for sheltered homelessness in 2022 was 14,213, while the sheltered count in 2023 was 15,103, or an increase of 6.2%. While sheltered homelessness provides immediate support and stability, several concerns that should be considered. Sheltered homelessness may result in demands on shelters that exceed the available space, leading to overcrowding and waitlists. This may leave some individuals without a safe place

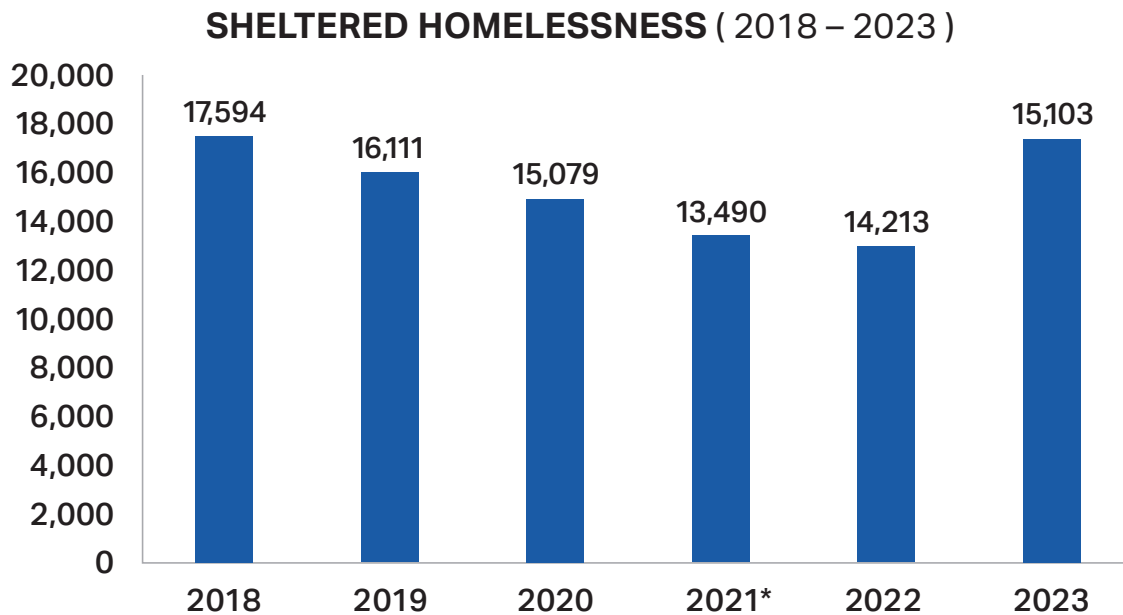
11 HUD PIT data on Unsheltered Homeless at: <https://www.hudexchange.info/resource/3031/pit-and-hic-data-since-2007/>

12 Unsheltered Homelessness Trends, Characteristics, and Homeless Histories. Available at <https://www.urban.org/sites/default/files/publication/103301/unsheltered-homelessness.pdf>

13 Implementing Approaches to Address Unsheltered Homelessness. Available at <https://www.huduser.gov/portal/sites/default/files/pdf/Implementing-Approaches-to-Address-Unsheltered-Homlessness-2020.pdf>

to stay. Shelters are a temporary solution to homelessness, and some individuals may struggle with transitioning out of shelter into housing. In response to the pandemic and the hurricane, non-congregate shelters, mostly hotel/motel rooms, were temporarily used as shelters. The number of available permanent shelter units has decreased steadily over the past 5 years. A critical component of shelter services is the support activities offered to residents including affordable housing, job opportunities, and case management.

**TABLE 2: SHELTERED HOMELESSNESS, 2018-2023<sup>14</sup>**



\*The 2022 data for FL-510, FL-513, FL-517, FL-519 and FL-520 were revised based on HUD’s reconciliation of the CoC data.

## APPENDIX IV: HOMELESSNESS AMONG FAMILIES

The 2023 PIT reports approximately 24% (2,264 families with 7,530 individuals) of the homeless population in Florida are households that include adults with children. The 2022 PIT data reported 25% (2,061 families or 6,118 individuals) were homeless. While the percentage of families experiencing homelessness has decreased slightly the total number of persons experiencing homelessness has increased. Homelessness can be a significant stressor on families, including food insecurity, poor physical and behavioral health, compromised education, and possible family separation<sup>15</sup>. These factors may have an impact on obtaining housing stability for families. Homelessness has a significant impact on children including higher levels of behavioral problems, health problems, and academic performance<sup>16</sup>. As with other populations a driving factor in families experiencing homelessness is the shortage of affordable rental housing. As rental costs increase families are left paying a larger share of their income towards housing. In this scenario one crisis can be destabilizing for a family and may result in homelessness.

## APPENDIX V: HOMELESSNESS AMONG SPECIAL POPULATIONS

### STUDENTS

While the annual Point in Time count offers a snapshot of people experiencing literal homelessness it does not account for all types of homelessness among students and other youth subpopulations. The Department of Education uses a broader definition of homelessness to include youth who

<sup>14</sup> HUD PIT data on Unsheltered Homeless at: <https://www.hudexchange.info/resource/3031/pit-and-hic-data-since-2007/>

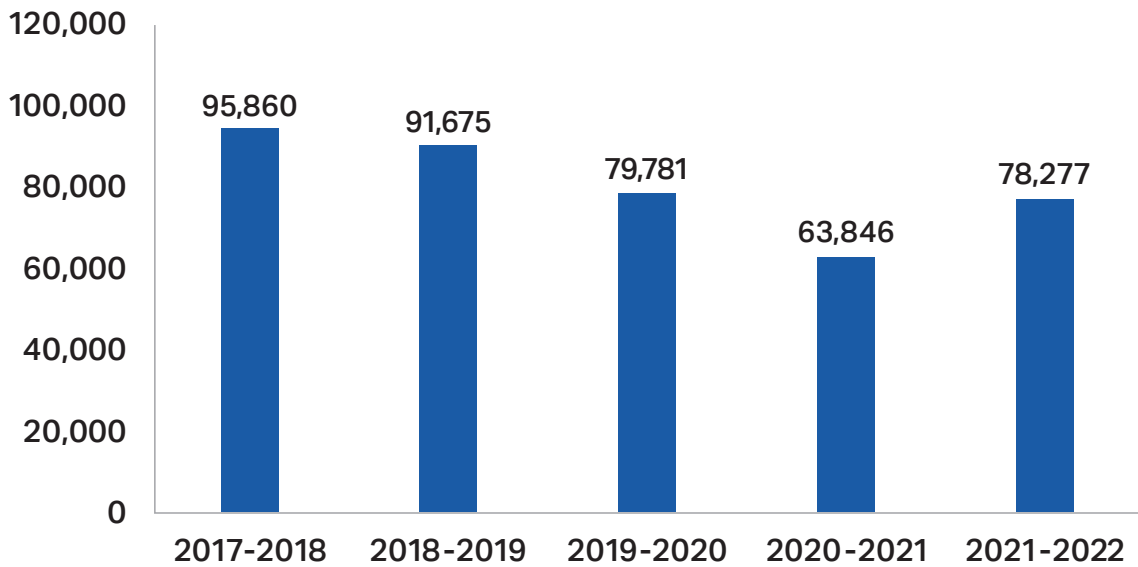
<sup>15</sup> SHIFT\_Service\_and\_Housing\_Interventions\_for\_Families\_in\_Transition\_final\_report.pdf (air.org)

<sup>16</sup> Effects-of-Homelessness.pdf (icphusa.org)

“lack a fixed, regular, and nighttime residence.”<sup>17</sup> Another type of household that falls within the McKinney-Vento Homeless Assistance Act (subsection VII-B), are sometimes referred to as “doubled-up,” and due to their economic and housing crisis these households lack the resources to maintain a lease in their own name. Some of these home-sharing arrangements are relatively stable; in other cases, people, especially young people, may be “couch-surfing” and moving from one place to another in quick succession. The larger numbers of homelessness in this section reflect the broader definition while also counting a cumulative total over the course of an academic school year. The Florida Department of Education (FDOE) reports that 78,277 students experienced homelessness in the 2021-2022 school year, this is a 23% increase from the 2020-2021 school year. While the data shows an increase in youth homelessness in the 2021-2022 school year, research has indicated an estimated 420,000 fewer youth experiencing homelessness were identified during school year 2019-2020<sup>18</sup>. The main reason for the fewer numbers was the inability to identify youth due to distance learning and school closures during the public health emergency. Therefore, school year 2020-2021 likely represents an undercount of youth experiencing homelessness.

**TABLE 3: HOMELESS STUDENTS, 2017-2022<sup>19</sup>**

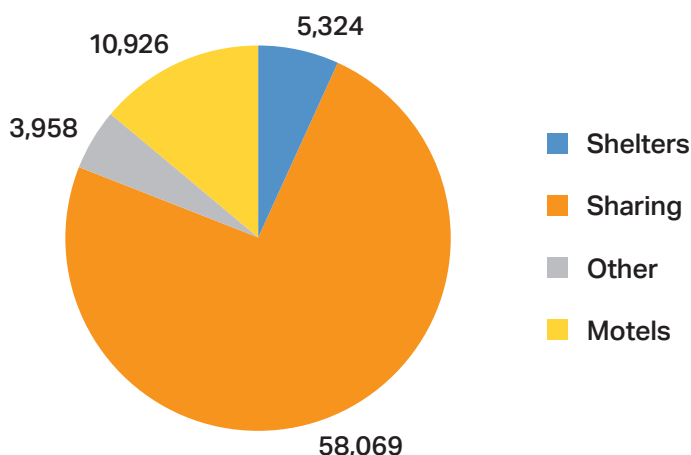
**HOMELESS STUDENTS ( School Years 2017 – 2022 )**



Though most of these youth are not living in emergency shelters or places not meant for human habitation, any type of housing insecurity and lack of regular nighttime setting is a traumatic experience and is proven to cause disruption to a young person’s academic pursuits, as documented by disparities in standardized test scores and graduation rates.<sup>20</sup>

17 Federal-Definitions-of-Youth-Homelessness.pdf (usich.gov)  
 18 Lost-in-the-Masked-Shuffle-and-Virtual-Void.pdf (schoolhouseconnection.org)  
 19 Florida Department of Education at: The Florida Department of Education 2017-2022 studenet Homeless Trends at: <https://www.fldoe.org/core/fileparse.php/20081/urlt/1721HLStudTrendData.pdf>  
 20 University of Florida Shimberg Center for Housing Studies and Miami Homes for All. “Students Experiencing Homelessness in Florida: Updates + Solutions.” Available at: [http://www.shimberg.ufl.edu/publications/Students\\_Experiencing\\_Homelessness\\_2019\\_update.pdf](http://www.shimberg.ufl.edu/publications/Students_Experiencing_Homelessness_2019_update.pdf)



**TABLE 4: LIVING SITUATIONS AT THE TIME STUDENT IDENTIFIED AS HOMELESS<sup>21</sup>****LIVING SITUATION AT THE TIME STUDENTS WERE IDENTIFIED AS HOMELESS ( School Years 2017 – 2022 )**

The majority of youth experiencing homelessness were sharing housing with other persons (74%). Youth identified in the “other” category include those living in cars, parks, and other places not designated for regular sleeping accommodations.

Solutions to address homelessness among students in Florida’s school system mirror successful interventions in the housing crisis response system which include developing cross-sector collaborations, employing a person-centered approach to services, and advocating for additional funding aimed at affordable housing.

## UNACCOMPANIED HOMELESS YOUTH

An unaccompanied homeless youth refers to a youth who is homeless and not in the physical custody of a parent or guardian. Risk factors for youth homelessness include sexual orientation, sexual activity, school problems, pregnancy, and substance abuse.

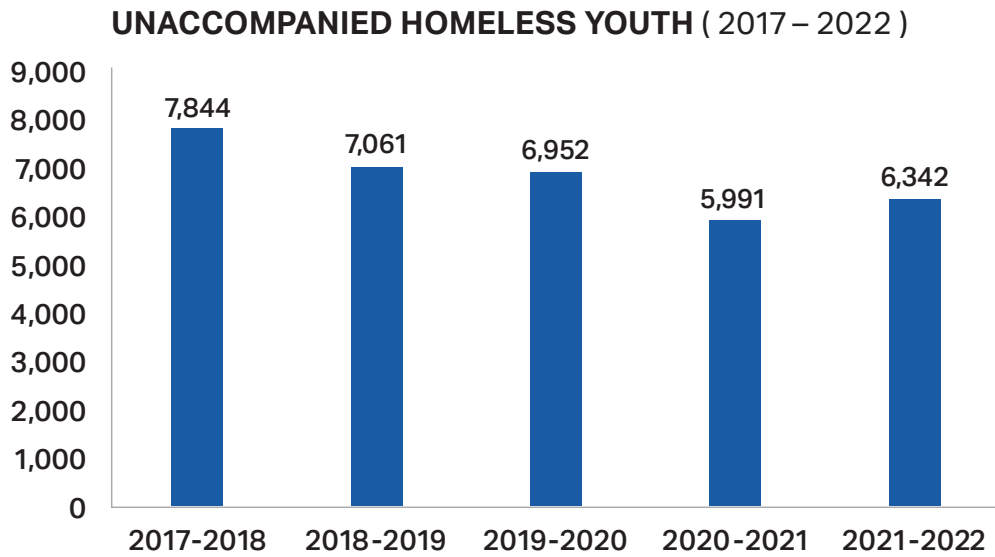
Table 5 illustrates the 6% increase in unaccompanied homeless youth from school year 2020-2021 to 2021-2022, as reported by the Florida Department of Education. However, as noted above, school year 2020-2021 likely represents an undercount of youth experiencing homelessness due to school closures and distance learning. Since school year 2017-2018 there has been a 5% decrease in youth experiencing homelessness. A study conducted by Voices of Youth Count from Chapin Hill at the University of Chicago found that 1 in 10 young adults ages 18 to 25 experience some form of homelessness in a year<sup>22</sup>. Although Florida has seen progress in the number of unaccompanied homeless youth, homelessness among this population has long-lasting impacts on the lives of youth. Homeless youth are vulnerable to many problems while not in a permanent home including untreated mental health disorders, drug use, and sexual exploitation<sup>23</sup>. To adequately address homelessness among unaccompanied youth, systems of care must coordinate services between education agencies, child welfare, juvenile justice, etc.

21 Florida Department of Education at: The Florida Department of Education 2017-2022 student Homeless Trends at: <https://www.fldoe.org/core/fileparse.php/20081/urlt/1721HLStudTrendData.pdf>

22 [https://voicesofyouthcount.org/wp-content/uploads/2017/11/ChapinHall\\_VoYC\\_1-Pager\\_Final\\_111517.pdf](https://voicesofyouthcount.org/wp-content/uploads/2017/11/ChapinHall_VoYC_1-Pager_Final_111517.pdf)

23 <https://crsreports.congress.gov/product/pdf/RL/RL33785>

TABLE 5: UNACCOMPANIED HOMELESS YOUTH, 2017-2022<sup>24</sup>



**PARENTING YOUTH**

Included in the youth homelessness population is a percentage of youth who experience homelessness and are pregnant or parenting. These youth are not only dealing with the trauma of not having permanent housing, but in also trying to provide stable and safe housing to live with their children. The 2023 PIT data reports that there were 194 parenting youth during the annual count. Data has estimated that about 1.1 million children have a young parent who experienced homelessness in a year.<sup>25</sup> The challenges faced by this segment of the homeless youth population requires systems of care to support developmentally appropriate services that address the unique needs of young homeless parents.

Solutions to address homelessness among students in Florida’s school system mirror successful interventions in the housing crisis response system which include developing cross-sector collaborations, employing a person-centered approach to services, and advocating for additional funding aimed at affordable housing. To achieve success in addressing the housing needs of homeless youth, there must be an increase of stock in housing that is affordable and available. For schoolchildren and their families who lack stable housing, it takes a multi-system approach, including leveraging local, state, and federal resources, to satisfy the need for housing options. When students and their families have access to stable housing, decent wages, and natural supports they can thrive. For parenting youth, it requires recognizing the importance of holistic models that can support young parents and their children as they navigate to self-sufficiency.

**VETERAN HOMELESSNESS**

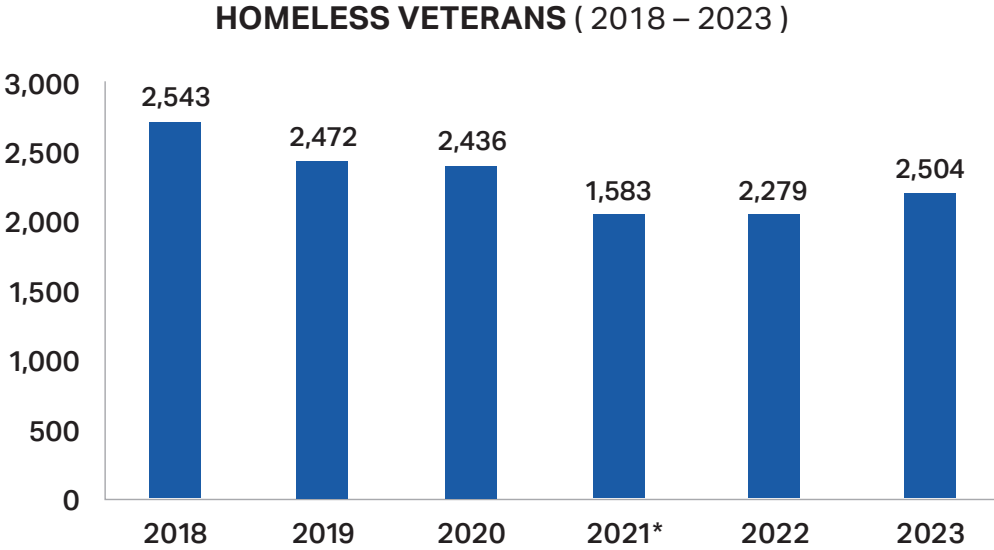
Homelessness among veterans has been a critical issue among state, local and federal agencies. The U.S. Department of Veterans Affairs reports that through their campaign to secure permanent housing for every veteran, homelessness among the group decreased by 50% between 2010 and 2020 . For the time period of 2010 to 2020,<sup>26</sup> Florida reduced homelessness by 68%, from 7,794 homeless veterans in 2010 to 2,504 in 2023.

24 Florida Department of Education at: <https://www.fldoe.org/core/fileparse.php/20081/urlt/2021HLSStudentCounts.pdf>

25 Channing Hall at: <https://www.chapinhall.org/news/one-million-children-young-parent-experienced-homelessness/#:~:text=Chapin%20Hall%20estimates%20that%20as,pregnant%20partner%20or%20are%20fathers.>

26 <https://www.va.gov/HOMELESS/faqs.asp#accordion-va-role>

TABLE 6: HOMELESS VETERANS, 2018-2023<sup>27</sup>



\*The 2021 Point in Time Count numbers are not comparable to the previous or current years' counts. Typically, Continuums of Care (CoCs) conduct a PIT Count of both sheltered and unsheltered households. In 2021, due to COVID-19 related safety concerns, only six of the 27 CoCs conducted such a count; 10 CoCs did not conduct an unsheltered count; and others conducted a modified form of the unsheltered count. All CoCs conducted a sheltered PIT count. For those that did not conduct an unsheltered count, the CoCs reported zero unsheltered persons, resulting in an undercount of homelessness.

Florida’s PIT data shows a more gradual decrease from 2018 to 2020. The data for 2021 can be attributed to the alternative collection methods used because of the public health emergency. However, the 2023 PIT data indicates an increase in the number of homeless veterans from 2,279 in 2022 to 2,504 in 2023. Consideration to reduce homelessness should include leveraging programs that specifically target this population such as the HUD VA Supportive Housing (VASH) vouchers and Supportive Services for Veteran Families (SSVF) program. These vouchers assist veterans by providing long-term rental assistance for permanent housing to those who are high needs. However, as indicated throughout the report, to support this population, the state must prioritize its resources toward affordable permanent housing.

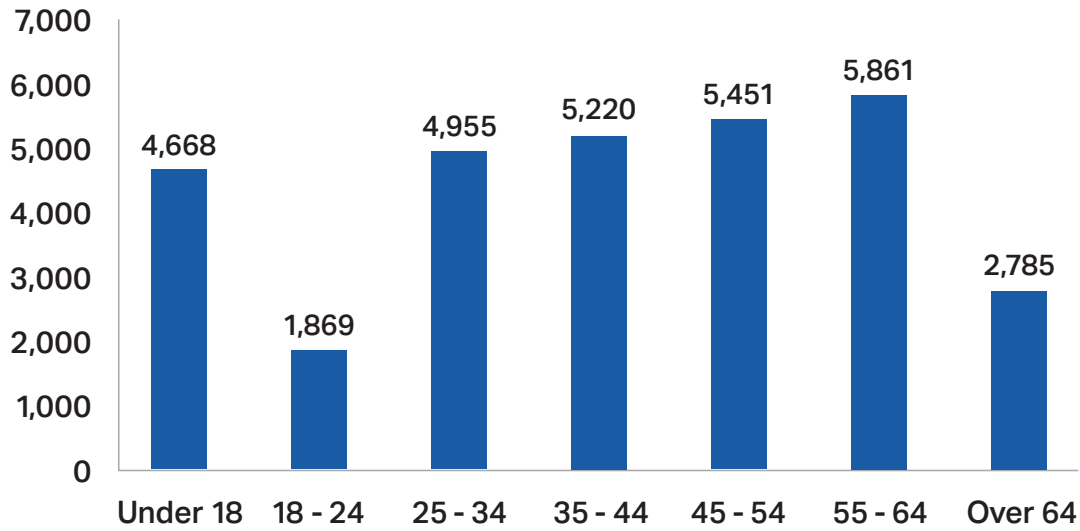
**OLDER ADULTS**

The shelter system, nursing homes, hospice care, and other aging services often do not have a history of addressing the specific challenges and needs of older adults. This may make some older adults reluctant to seek care in these spaces, even if they might be able to afford it. Adults 64 and older represent 28% of the homeless population.

27 <https://www.va.gov/HOMELESS/faqs.asp#accordion-va-role>

TABLE 7: HOMELESS POPULATION BY AGE<sup>28</sup>

2023 HOMELESS POPULATION BY AGE



The aging population is growing, by 2040, there will be about 80.8 million older Americans, which will account for 22 %, almost one-fourth, of the population. As the aging population grows so does their rate of homelessness. Moreover, projections based upon analysis of three major U.S. cities estimate that homelessness among older adults is expected to nearly triple in 2030. Additionally, the homeless population, overall, continues to get older. The root causes of homelessness among older adults are diverse. These can include community-level factors such as lack of accessible and affordable housing and limited safety net resources. They also may include individual risk factors, such as medical problems, health-related behaviors such as substance use disorders, social factors (e.g., social isolation, barriers to transportation), and financial insecurity. Key efforts to address homelessness among older adults not only include building and maintaining partnerships among the various actors that engage with older adults, but it also demands the leveraging of public funding.<sup>29</sup>

**SERIOUS MENTAL ILLNESS AND SUBSTANCE USE DISORDER**

Over the past year, Florida saw a 35% increase in homelessness among individuals with serious mental illness and substance use disorders from 6,755 to 9,140 from 2022 to 2023 respectively. High rates of chronic and co-occurring health conditions, and mental health and substance use disorders are frequently associated with homelessness. Without access to basic necessities such as housing, these conditions exacerbate and affect crisis services such as first responders, jails, shelters, hospitals, and ultimately taxpayers. The COVID-19 pandemic nearly eradicated affordable housing, making finding housing for some of Florida’s most vulnerable nearly impossible.

In 2022, Florida had the nation's third-highest homeless population with 25,959 people. For that same year, Mental Health America found that Florida ranked first for the prevalence of adult substance use disorder and third the for adult prevalence of mental illness in the U.S.<sup>30</sup> Florida’s 2023 PIT count reveals a total of 30,809 homeless individuals, of those 5,374 were living with a serious mental illness, and 3,766 with a substance use disorder (Table 8.). Individuals experiencing homelessness face a range of health problems, including but not limited to, alcohol and drug

28 HUD PIT data at: <https://www.hudexchange.info/resource/3031/pit-and-hic-data-since-2007/>

29 Recommitting to Older Adults During Older Americans Month - National Alliance to End Homelessness

30 Mental Health America. (2022). Adult Data 2022, State of Mental Health in America. Retrieved on July 13, 2023, from <https://mhanational.org/issues/2022/mental-health-america-adult-data#five>

addiction, mental illness, and other serious conditions. These health issues often stem from and are exacerbated by lack of access to basic necessities such as food, shelter, and healthcare.<sup>31</sup>

Homelessness and opioid use are two critical public health issues that are interrelated. People experiencing homelessness are also at higher risk for opioid misuse and overdose than those who are housed. One study found that homeless individuals had a higher risk of opioid overdose, with an adjusted risk rate of 1.8% for homeless vs. 0.3% for low-income people who had housing.<sup>32</sup> Homelessness presents multiple vulnerabilities including significant trauma, serious mental illness, poly-substance use, and health conditions. In order to cope with the stress of homelessness, individuals develop substance use disorders, rather than the other way around.

Individuals with behavioral health disorders frequently cite a lack of affordable housing as a major barrier to recovery. Research indicates that a combination of long-term housing, treatment, and recovery support services leads to improved housing stability and reductions in substance use and mental health symptoms<sup>33</sup>. Locating housing is not just important but timing is critical in order to manage symptoms and reduce the amount of impairment individuals experience. Unfortunately, housing for these vulnerable individuals is in short supply. The years of inadequate funding, policies, and programs aimed at addressing homelessness also play a significant role in exacerbating the current housing crisis. The healthcare community has also been slow to react. Both the private and public health sector is growing awareness of housing as an important social determinant of health and are increasingly employing strategies to improve access to housing. However, as they gained awareness, thousands of affordable housing units were lost over the past decade rendering affordable housing virtually nil.

The State of the Nation's Housing 2019 highlighted a significant gap between the production of new housing and increase in households and income growth from 2010 through 2018.<sup>34</sup> The Shimberg Center for Housing Studies at the University of Florida's 2022 Rental Market Study reports 825,990 low-income Florida households pay more than 40 % of their income for rent. Currently, Florida has only 26 affordable and available rental units for every 100 households with incomes of 0-30% of the area median income, a deficit of 398,715 units<sup>35</sup>. With the onset of the COVID-19 pandemic, this lack of affordable housing has become even more apparent, compounding the need for accessible and affordable housing options.

Consequently, governments and communities must work together towards developing adhesive solutions that address the root causes of homelessness while providing support for those affected by it. Although the 2023 Legislative Session included significant investments in housing, it is important to note that it does not fully address the need that existed before the pandemic or sufficiently target housing to the lowest-income households. Continued funding, collaboration, and support must be dedicated towards a variety of housing options for individuals with behavioral health conditions with extremely low-income or experiencing homelessness.

31 Sleet, D.A., et. al. (2021). Homelessness and Public Health: A Focus on Strategies and Solutions, National Library of Public Medicine (2021). Retrieved on July 13, 2023, from <https://www.ncbi.nlm.nih.gov/pmc/articles/PMC8583397/>. doi: 10.3390/ijerph182111660.

32 Fine, D.R., et. al. (2022). Drug Overdose Mortality Among People Experiencing Homelessness, 2003 to 2018. JAMA network open, 5(1), e2142676. <https://doi.org/10.1001/jamanetworkopen.2021.42676> Retrieved on June 13, 2023, from Drug Overdose Mortality Among People Experiencing Homelessness, 2003 to 2018 - PMC (nih.gov).

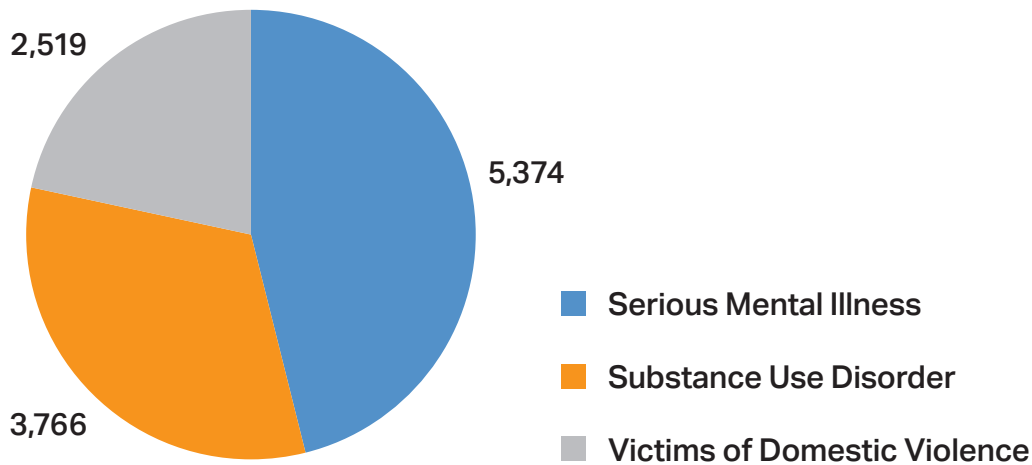
33 Substance Abuse and Mental Health Services Administration (2011). Leading Change: A Plan for SAMHSA's Roles and Actions 2011-2014. HHS Publication No. (SMA) 11-4629. Rockville, MD: Substance Abuse and Mental Health Services Administration, 2011. Retrieved July 13, 2023 from Leading Change: A Plan for SAMHSA's Roles and Actions, 2011-2014 (ncceh.org)

34 Joint Center for Housing Studies of Harvard University. (2019). The State of the Nation's Housing 2019. Retrieved July 13, 2023, from The State of the Nation's Housing 2019 | Joint Center for Housing Studies (harvard.edu)

35 Shimberg Center for Housing Studies University of Florida (2022). Florida's Affordable Housing Needs, Key Findings. Retrieved July 23, 2023, from <http://shimberg.ufl.edu/research/affordable-housing-needs>

TABLE 8: HOMELESS POPULATION AMONG Special Populations<sup>36</sup>

2023 HOMELESS AMONG SPECIAL POPULATIONS



VICTIMS OF DOMESTIC VIOLENCE

Domestic Violence is common among youth, single adults and families who become homeless. Survivors fleeing domestic violence may turn to shelters to seek a safe, temporary place to stay. In 2022, approximately 11% of all Emergency Shelter, Transitional Housing, and Safe Haven beds in homeless service systems were targeted to survivors of domestic violence and their families. Short- or long-term rental assistance can be used to help survivors exit shelter and regain housing. Having an affordable place to call home is crucial for this population, to both reduce their risk of homelessness as well as the possibility of future violence. Research indicates that families that receive a housing subsidy after exiting homelessness are far less likely to experience interpersonal violence than those that do not.<sup>37</sup>

APPENDIX VI: CHALLENGES ADDRESSING HOUSING & HOMELESSNESS

HOUSING AFFORDABILITY

Housing affordability is a pressing issue that significantly impacts all communities. According to the National Alliance to End Homelessness (NAEH) one of the primary causes of homelessness is the lack of affordable housing. As has been mentioned in this report, Florida has seen among the highest housing cost increases in the country. And according to a Government Accountability Office Report to Congress, median rent increases of \$100 per month are associated with a 9% increase in homelessness.<sup>38</sup> When housing becomes too expensive, it may force people to choose between paying for housing and meeting other basic needs, and increasing the odds of eviction, foreclosure, and homelessness. Homeless individuals and families often experience physical and mental health problems, making it difficult for them to maintain employment. This may also result in

36 HUD PIT data at: <https://www.hudexchange.info/resource/3031/pit-and-hic-data-since-2007/>

37 Domestic Violence - National Alliance to End Homelessness

38 <https://www.gao.gov/products/gao-20-433>

a strain on social services and healthcare systems, leading to higher costs for emergency services and hospitalization.<sup>39</sup>

Permanent housing is the most effective way to end homelessness. In 2021 Florida Housing Finance Corporation released a Needs Assessment for Homeless/Special Needs Households that projected the scale of need for supportive and affordable housing for homeless and special needs populations.<sup>40</sup> The assessment determined an estimated need of 12,811 units for supportive housing. Supportive Housing is a model that combines affordable housing, with an indefinite length of stay, with supportive services to assist households with achieving housing stability. Those in need of supportive housing may include individuals exiting behavioral health institutions, youth aging out of foster care, child welfare-involved families, and survivors of domestic violence. In addition to the supportive housing needs, the assessment also estimated the need for 144,151 affordable housing units. In total 156,962 households need either affordable or supportive housing. This estimated need would cost approximately \$36.32 billion to develop enough units to address the supporting and affordable housing needs.<sup>41</sup> It is important to note that this estimate only accounts for the construction of housing, and not the costs of supportive services that are needed to maintain stable housing.

## NOT IN MY BACKYARD (NIMBY)

“Not in my backyard” (NIMBY) is a mindset that refers to the opposition by community members towards the construction of affordable housing properties in their neighborhood. This mindset is often driven by concerns about property values, safety, and overall quality of life. Research suggests that these concerns are unwarranted, but that does not sway those in opposition. As a result, affordable housing is not built, which leads to a lack of suitable housing options for individuals experiencing or at risk of homelessness. Research has shown that NIMBY opposition often results in the obstruction of new housing projects which are necessary to address the issue of homelessness.<sup>42</sup> Allowing more flexibility to develop affordable housing projects will help to address NIMBY. Through providing tax incentives for current landlords to serve low-income individuals, allowing affordable housing units to be built in commercial zones without requiring a zoning change or comprehensive plan amendment; and requiring counties and cities to post the land they own suitable for affordable housing, the Live Local Act (SB102) will help address NIMBY issues that have been an obstacle for affordable housing developments in some communities.

NIMBY is also an active and effective barrier to developing homeless shelters and transitional housing programs.<sup>43</sup> Without access to affordable housing, individuals experiencing homelessness may be forced to live in unsafe and unsanitary conditions. To address the impact of NIMBY there is a need for increased public education and community engagement on homelessness issues. By providing accurate information about the benefits of affordable housing, communities can better understand the importance of addressing homelessness. In addition, partnerships between housing providers, social service agencies, and local governments can help create supportive housing solutions that are responsive to community concerns and meet the needs of people experiencing homelessness.<sup>44</sup>

39 Miyawaki, A., Hasegawa, K., Figueroa, J.F. et al. Hospital Readmission and Emergency Department Revisits of Homeless Patients Treated at Homeless-Serving Hospitals in the USA: Observational Study. *J GEN INTERN MED* 35, 2560–2568 (2020). <https://doi.org/10.1007/s11606-020-06029-0>

40 Florida Assessment of Housing for Homeless and Special Needs Populations ([floridahousing.org](http://floridahousing.org))

41 Florida Assessment of Housing for Homeless and Special Needs Populations ([floridahousing.org](http://floridahousing.org))

42 Chaskin, R.J. & Joseph, M.L. (2018). Not in my backyard: Local opposition to affordable rental housing and its impact on housing outcomes. *Housing Policy Debate*, 28(1), 1-24.

43 Wynne-Edwards, J. (2003). Overcoming Community Opposition to Homelessness Sheltering Projects under the National Homelessness Initiative. <http://www.urbancentre.utoronto.ca/pdfs/elibrary/NHINIMBY.pdf>

44 United States Interagency Council on Homelessness, 2019. Retrieved from [https://www.usich.gov/resources/uploads/asset\\_library/Aligning-Affordable-Housing-Efforts-with-Actions-to-End-Homelessness.pdf](https://www.usich.gov/resources/uploads/asset_library/Aligning-Affordable-Housing-Efforts-with-Actions-to-End-Homelessness.pdf)

### LOCAL LAWS, RULES, AND REGULATIONS

There are several rules, laws, and regulations at the local level that make it difficult to build affordable housing. For example, zoning laws dictate how land can be used and, in many cases, local zoning laws limit the types of housing that can be built in certain areas. Some areas may only permit single-family homes or may have minimum lot sizes that make it challenging to build affordable multi-family housing. With the Live Local Act (SB102), a county must authorize proposed multifamily and mixed-use residential projects as an allowable use in any area zoned for commercial, industrial, or mixed use with certain requirements.

1. At least 40% of the residential units are affordable.
2. Affordable means: that the monthly rents, including taxes, insurance, and utilities do not exceed 30% of the AMI for extremely-low-income persons (i.e., 30% AMI) ("ELI"), very-low-income persons (i.e., 50% AMI) ("VLI"), low-income persons (i.e., 80% AMI) ("LI"), and moderate-income persons (120% AMI) ("MI").
3. Period of at least 30 years; and
4. For a mixed-use project at least 65% of the total square footage of the improvement on the parcel must be used for residential purposes.

For proposed multifamily developments meeting the above requirements and that are to be located in areas zoned for commercial, industrial, or mixed-use, a county may no longer require the owner to obtain a zoning or land use change, special exemption, conditional use approval, variance, or comprehensive plan amendment for building height and densities. Building codes establish minimum safety and quality standards for construction. While these codes are important to ensure safety, they can also increase the cost of construction, or be unnecessarily strict and therefore make it difficult to build affordable housing. Other costs may be increased through environmental regulations related to land use and water quality. The Live Local Act (SB102) will help bridge the gap in a meaningful way with market-driven, short-and long-term solutions that improve options for both homeownership and affordable rental units in communities across our state.

### LEVERAGING RESOURCES

Another challenge to addressing affordable housing issues are missed opportunities to leverage federal resources. In 2019, the Agency for Health Care Administration implemented a housing assistance pilot, in collaboration with certain health plans. The Housing Assistance Waiver provides evidence-based community supports and services that help secure housing for Medicaid recipients ages 21 and older who are homeless or at risk of homelessness and have a serious mental illness (SMI), or substance use disorder (SUD). This program assists individuals with Medicaid to obtain housing support including case management and behavioral health treatment. Working with the CoCs, eligible Medicaid recipients can be linked with the Continuum of Care housing projects, including Rapid Rehousing or Permanent Supportive Housing. Medicaid Regions five (Pinellas and Pasco County) and seven (Seminole, Orange, Brevard, and Osceola Counties) are the only areas where the services are available. While Medicaid is primarily a health insurance program, it can play an important role in supporting stable housing for low-income families.

## APPENDIX VII: EVICTIONS FILED IN FLORIDA

---

According to data compiled by The University of Florida's Shimberg Center, eviction filings in Florida have increased 54% from 2021 to 2022. While the evictions were down in 2020 and 2021, this was due to the eviction moratorium and the more than \$1.4 billion in Emergency Rental Assistance Funds paid out by the State of Florida for rental and utility assistance during this time.

There are several factors that may have contributed to the increase in eviction filings during this time period. Those factors include the eviction moratorium that was lifted during this time and the utilization of special allocations of funding related to the public health emergency. Additionally, the price of real estate in Florida has skyrocketed which has caused a decline in affordable housing.



As the supply of affordable rentals decreases, the rental rates have drastically increased. Another contributing factor is the shift in population from other states to Florida.

One model that is used in some communities to combat eviction filings is eviction diversion programs, which are policies that are aimed at preventing homelessness by helping tenants avoid eviction. These programs often include financial assistance, mediation, and legal representation for tenants facing eviction. Legal representation has been shown to be effective and resulted in tenants being much more likely to avoid eviction than those who did not receive legal representation<sup>45</sup>. The primary component of these types of programs is financial assistance in the form of rental assistance, emergency funds, and other types of resources. Another component of eviction diversion programs is mediation, which involves bringing landlords and tenants together to negotiate a resolution that allows tenants to remain in their homes. Overall, eviction diversion programs have potential to be a powerful tool in the fight against homelessness.

## APPENDIX VIII: CONTINUUM OF CARE (CoC) OPERATION IN FLORIDA

One of the most coordinated efforts to prevent and end homelessness was the establishment of the Continuum of Care (CoC) model by the US Department of Housing and Urban Development (HUD) nationwide. A CoC comprises all stakeholders in a geographic area that are working together to prevent and end homelessness. The State of Florida has 27 CoCs of varying sizes and geographic areas. Some CoCs serve one county, while another spans eight counties.

In alignment with best practice, the CoC is composed of a broad array of stakeholders across multiple systems in the community, extending beyond nonprofits that provide homeless-specific services. To prevent and end homelessness, it is necessary to take a multi-disciplinary approach, encouraging participation in action planning to support activities that address homelessness in local communities. CoCs work to engage multiple sectors, including philanthropy, local government, housing developers, realtors, health care systems, child welfare, criminal justice, and so on. These efforts strengthen collective impact when addressing the needs of people experiencing or at risk of homelessness. These partnerships can assist CoCs to strengthen the housing crisis response system, expand funding opportunities, increase economic opportunity, and incorporate perspectives that help build a more effective system of care.

Prior to the development of the current CoC model, homeless services organizations worked individually and applied directly to HUD for funding. Currently, as required by the federal HEARTH Act<sup>46</sup>, the CoC establishes a local planning body to organize and deliver housing and services to meet the needs of people experiencing homelessness. The planning body is typically a CoC Board or Council comprising community leaders and representatives of multiple stakeholder groups. The CoC also designates a "CoC Lead Agency."<sup>47</sup>

CoCs are required to submit an annual consolidated application to HUD for CoC Program funding. All CoCs have a designated Lead Agency that serves as this collaborative applicant. The CoC Lead Agency provides staff leadership for the system, submits funding applications on behalf of the CoC to HUD and the State of Florida, and has a wide range of responsibilities to ensure that the local system is effectively ending homelessness. CoC Lead Agencies are tasked with leading the coordination of community efforts that include a diverse group of stakeholders.

The State of Florida supports this vital work of the Lead Agency through CoC Staffing Grants. The CoC geographic areas are agreed upon by the local communities and HUD and are recognized by the State. The Florida CoC geographic areas are provided in Appendix VIII and the contacts for the CoCs are in Appendix IX.

45 <https://www.irp.wisc.edu/publications/fastfocus/pdfs/FF22-2015.pdf>

46 The Homeless Emergency Assistance and Rapid Transition to Housing (HEARTH) Act of 2009 is the primary federal law governing federal programs related to homelessness. The HEARTH Act amended and reauthorized the McKinney-Vento Homeless Assistance Act, the initial overarching federal homelessness Legislation. The provisions of the HEARTH Act are reflected in 24 CFR 578 and other federal statutes. Available at: eCFR :: Home

47 The terms "CoC Lead Agency" and "Collaborative Applicant" are often used interchangeably in Florida. The Collaborative Applicant is the CoC-designated organization, sometimes called the CoC Lead Agency, that submits funding proposals to HUD on behalf of the CoC. A Collaborative Applicant may be either a local government or a local nonprofit organization. See F.S. 420.621, 420.6225, and 420.6227. Available at: [https://www.myfloridahouse.gov/Statutes/2020/Chapter420/Part\\_VI/](https://www.myfloridahouse.gov/Statutes/2020/Chapter420/Part_VI/)

## APPENDIX IX: EXAMPLE OF STRATEGIC LOCAL COLLABORATIONS

---

### GULF COAST PARTNERSHIP -MASTT- MULTI-AGENCY SHELTER TRANSITION TEAM

To support Hurricane Ian response, Charlotte County's Disaster Shelter opened on October 8th and within 10 weeks the Multi-Agency Shelter Transition Team (MASTT) located stable housing for over 180 survivors. A MASTT Team provides a variety of assistance and resources through a one-stop site where disaster victims interview with numerous agencies to jump-start their journey toward recovery. The Charlotte County MASTT included representatives from FEMA, Gulf Coast Partnership as CoC Lead, Florida Department of Emergency Management, Charlotte County Human Services, Charlotte County Community Services, American Red Cross, Plexos Group, and the Florida Department of Children & Families. Additional resources and services provided in the weeks following the storm include:

- 1,000,000 meals and 316,500 MREs distributed.
- 8,190 Disaster Supplemental Food Stamps issued.
- 2,643 residents qualified for Transitional Shelter Assistance (TSA)
- 54,000 FEMA applications completed.
- 22,000 crisis calls answered.
- 46,540 cases of water and 25,932 bags of ice
- 15,362 homes cleaned, mucked and gutted.
- 5,000+ temporary roof repairs & 15,548 tarps provided.

## APPENDIX XI: COC FUNDING

---

On September 28, 2022, Hurricane Ian made landfall in southwestern Florida as a category 4 hurricane, producing catastrophic storm surge, damaging winds, and historic flooding across much of central and northern Florida. The damage from this hurricane caused many to lose their jobs and/or housing. Federal, State, and private funders stepped into to provide support but many of the programs are short lasting or not available for individuals experiencing homelessness. On October 26, 2022, the U.S. Department of Housing and Urban Development (HUD) allocated \$3,000,000 to the Department through a new program, Rapid Unsheltered Survivor Housing (RUSH). The program is a rapid response to addressing homelessness in communities hit by disasters. RUSH is meant to serve those who cannot access all services provided by FEMA programs or for those whose short-term FEMA assistance has ended. RUSH has many of the same requirements as ESG. RUSH provides funding for eligible activities including emergency shelter; rapid re-housing, which provides up to 24 months of rental assistance, financial assistance for move in costs, and supportive services for people currently experiencing homelessness; homelessness prevention, which provides up to 24 months of rental assistance, utility assistance, and supportive services for people at risk of homelessness; and outreach assistance, including assistance to meet urgent needs, for unsheltered people.

The Department was offered an additional \$6,440,688.65 in reallocated ESG-CV funding from the United States Department of Housing and Urban Development to prevent, prepare for, and respond to coronavirus, among individuals and families who are homeless or receiving homeless assistance and to support additional homeless assistance and homelessness prevention activities to mitigate the impacts created by coronavirus.

TABLE 9: 2023 COC STATE AND FEDERAL FUNDING

CoC Number	CoC	Emergency Solutions Grant (Federal)	TANF Homelessness Prevention (Federal)	ESG-CV (Federal)	ESG-RUSH (Federal)	Staffing (State)	Challenge (State)	Total (State & Federal)
FL-500	Suncoast Partnership to End Homelessness	\$172,000.00	\$38,000.00	\$797,921.30	\$165,688.36	\$107,142.85	\$119,000.00	\$1,399,752.51
FL-501	Tampa Hillsborough Homeless Initiative	\$151,000.00	-	\$1,218,845.14	\$201,690.17	\$107,142.85	\$86,000.00	\$1,764,678.16
FL-502	The Homeless Leadership Alliance of Pinellas	\$200,000.00	\$46,582.00	\$105,311.12	\$192,970.88	\$107,142.85	\$148,500.00	\$800,506.85
FL-503	Homeless Coalition of Polk County	\$172,000.00	\$34,683.00	\$241,816.48	\$137,546.78	\$107,142.85	\$119,000.00	\$812,189.11
FL-504	Volusia/Flagler County Coalition for the Homeless	\$200,000.00	\$46,582.00	\$66,344.94	\$213,836.92	\$107,142.85	\$148,500.00	\$782,406.71
FL-505	Homelessness and Housing Alliance	\$300,000.00	\$38,000.00	\$705,575.95	-	\$107,142.85	\$148,500.00	\$1,299,218.80
FL-506	Big Bend Continuum of Care	\$150,000.00	\$32,250.00	\$250,451.16	-	\$107,142.85	\$86,000.00	\$625,844.01
FL-507	Homeless Services Network of Central Florida	\$200,000.00	\$46,582.00	\$602,156.20	\$222,981.11	\$107,142.85	\$148,500.00	\$1,327,362.16
FL-508	United Way of North Central FL	\$257,000.00	\$32,250.00	\$1,630,097.22	\$157,720.54	\$107,142.85	\$86,000.00	\$2,270,210.61
FL-509	Treasure Coast Homeless Services Council	\$300,000.00	-	\$275,806.99	-	\$107,142.85	\$148,500.00	\$831,449.84
FL-510	Changing Homelessness	\$172,000.00	\$46,582.00	\$967,220.76	-	\$107,142.85	\$148,500.00	\$1,441,445.61
FL-511	Opening Doors of NW FL	\$257,000.00	\$38,000.00	\$1,138,256.26	-	\$107,142.85	\$119,000.00	\$1,659,399.11
FL-512	Flagler Hospital	\$226,000.00	\$32,250.00	\$388,495.00	\$168,709.10	\$107,142.85	\$86,000.00	\$1,008,596.95
FL-513	Brevard Homeless Coalition	\$257,000.00	\$32,250.00	\$680,016.38	\$88,949.83	\$107,142.85	\$119,000.00	\$1,284,359.06
FL-514	Marion County Board of County Commissioners	\$172,000.00	\$38,000.00	\$425,318.40	-	\$107,142.85	\$86,000.00	\$828,461.25
FL-515	Doorways of NW FL	\$226,000.00	\$32,250.00	\$804,422.19	-	\$107,142.85	\$86,000.00	\$1,255,815.04
FL-517	Heartland Coalition for the Homeless	\$226,000.00	-	\$117,314.41	\$167,509.85	\$107,142.85	\$86,000.00	\$703,967.11
FL-518	United Way of Suwannee Valley	\$257,000.00	\$38,000.00	\$561,989.86	-	\$107,142.85	\$119,000.00	\$1,083,132.71
FL-519	Pasco County CoC	\$172,000.00	\$32,250.00	\$721,955.11	\$44,542.68	\$107,142.85	\$119,000.00	\$1,196,890.64
FL-520	Mid Florida Homeless Coalition	\$257,000.00	\$38,000.00	\$209,606.56	\$99,795.44	\$107,142.85	\$119,000.00	\$830,544.85
FL-600	Miami-Dade County Homeless Trust	\$200,000.00	\$46,582.00	\$231,097.32	-	\$107,142.85	\$148,500.00	\$733,322.17
FL-601	Broward County Homeless Initiative Partnership	\$194,019.00	-	\$1,810,680.97	-	\$107,142.85	\$119,000.00	\$2,230,842.82
FL-602	Gulf Coast Partnership	\$300,000.00	\$46,582.00	\$253,897.52	\$288,605.20	\$107,142.85	\$148,500.00	\$1,144,727.57
FL-603	Lee County Continuum of Care	\$105,525.00	\$46,582.00	\$249,551.03	\$418,906.75	\$107,142.85	\$148,500.00	\$1,076,207.63
FL-604	Monroe County Homeless Services CoC	\$257,000.00	\$32,250.00	\$332,406.18	\$71,353.22	\$107,142.85	\$119,000.00	\$919,152.25
FL-605	Palm Beach County Division of Human Services	-	\$38,000.00	\$320,661.26	\$158,444.96	\$107,142.85	\$86,000.00	\$710,249.07
FL-606	Collier County Hunger and Homeless Coalition	\$200,000.00	-	\$303,836.96	\$125,748.23	\$107,142.85	\$86,000.00	\$822,728.04
	<b>Total</b>	<b>\$5,580,544.00</b>	<b>\$852,507.00</b>	<b>\$15,411,052.67</b>	<b>\$2,925,000.02</b>	<b>\$2,892,856.95</b>	<b>\$3,181,500.00</b>	<b>\$30,844,452.31</b>

**State-administered HUD ESG - Federal Emergency Solutions Grant (ESG) funding** allocated to the State of Florida by the Department of Housing and Urban Development, to be used for homeless-related housing interventions, outreach, shelters, and more.

**State-administered TANF-HP - Federal Temporary Assistance to Needy Families (TANF) funding** that is allocated to the State of Florida, which is utilized for Homelessness Prevention (HP) services.

**State Staffing** - Funding appropriated by the State of Florida Legislature to build capacity in local homeless Continuums of Care (CoCs).

**State Challenge** - Funding appropriated by the State of Florida Legislature and allocated from the Local and State Government Housing Trust Fund, to provide a variety of homelessness-related services and housing.

**State-administered HUD ESG-CV** – Federal Emergency Solutions Grant Coronavirus-related (ESG-CV) funding allocated to the State of Florida by the Department of Housing and Urban Development, to be used for homeless-related housing interventions, outreach, shelters, and other activities to prevent, prepare for, and respond to the coronavirus.

**State-administered HUD ESG- RUSH funds-** Federal funds allocated to the State of Florida to be used to address ongoing needs of individuals who were homeless prior to the storm and those who are experiencing homelessness as a result of Hurricane Ian, and whose needs are not served or fully met by existing Federal disaster relief programs.

## APPENDIX XII: SYSTEM PERFORMANCE MEASURES

---

In addition to the PIT count data HUD has added to its focus by evaluating performance on a system level, seeking to identify how each piece of the housing crisis response system contributes to the effectiveness of the system as a whole. CoC Performance Profile, System Performance Measures (SPM) Reports, provide a snapshot of a CoC's performance in addressing homelessness using performance indicators such as the length of time persons have been homeless, returns to homelessness over time, and exits to permanent housing. The report compiles data from the Point in Time (PIT) count, Housing Inventory Count (HIC), System Performance Measures (SPMs), and CoC Program Competition. This information may be used to recognize gaps in populations served, decision-making for resource allocation, justifying projects or funds, etc.

Rather than focusing on individual service providers, HUD uses these reports to help the CoC evaluate the continuum's overall effectiveness and efficiency in making homelessness rare, brief, and one-time. System Performance Measures (SPMs) offer a comprehensive and complete picture of how long people are experiencing homelessness, how many households are entering and exiting throughout the year and housing outcomes.

SPMs are important to understanding a community's progress toward meeting the needs of people experiencing homelessness. As the above table outlines, Florida has been successful in several key components of the SPMs. The state has lowered the rate at which people return to homelessness and increased the rate of people exiting to permanent housing<sup>48</sup>. As alluded to throughout this report, the public health emergency has also impacted the results of SPMs. With the increases in rent and decrease in available rental units, communities experienced higher utilization of emergency shelters and more people entering homelessness for the first time.

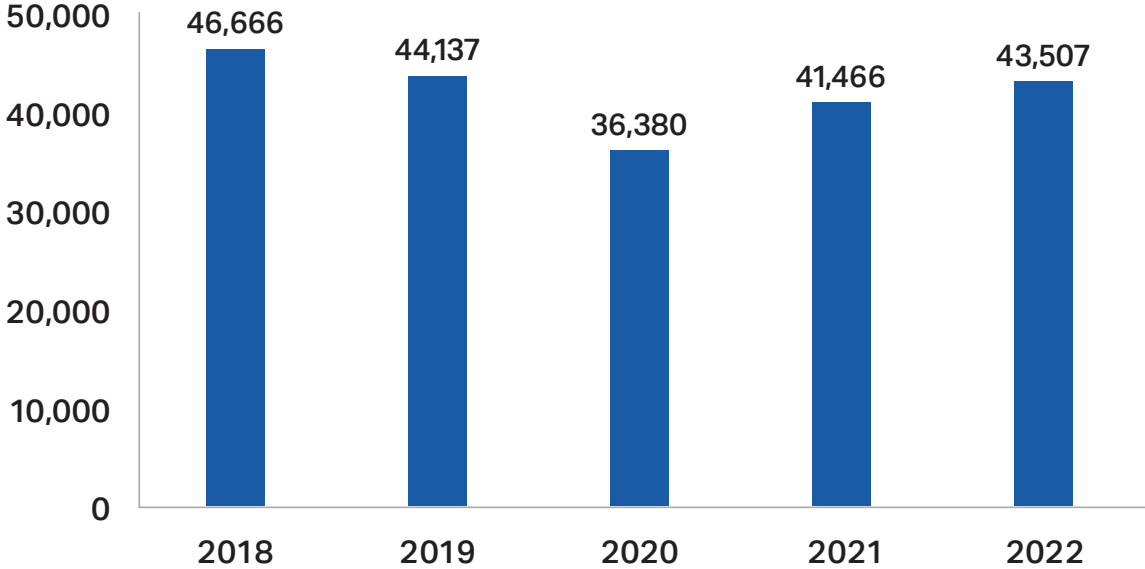
The 27 local Continuum of Care planning agencies have reported the following information on the makeup of people experiencing homelessness in Florida. They captured this information from direct interviews or from agency data on persons experiencing homelessness served as entered the HMIS. The current 2022 data is compared to the reported 2021 data. Reported characteristics are based on the individuals own self-report and may not have been verified.

The 27 local Continuum of Care planning agencies have reported the following information on the makeup of people experiencing homelessness in Florida. They captured this information from direct interviews or from agency data on persons experiencing homelessness served as entered into the HMIS. The current 2022 data is compared to reported 2021 data. Reported characteristics are based on the individuals own self-report and may not have been verified.

48 <https://www.hudexchange.info/resource/5691/system-performance-measures-data-since-fy-2015/>

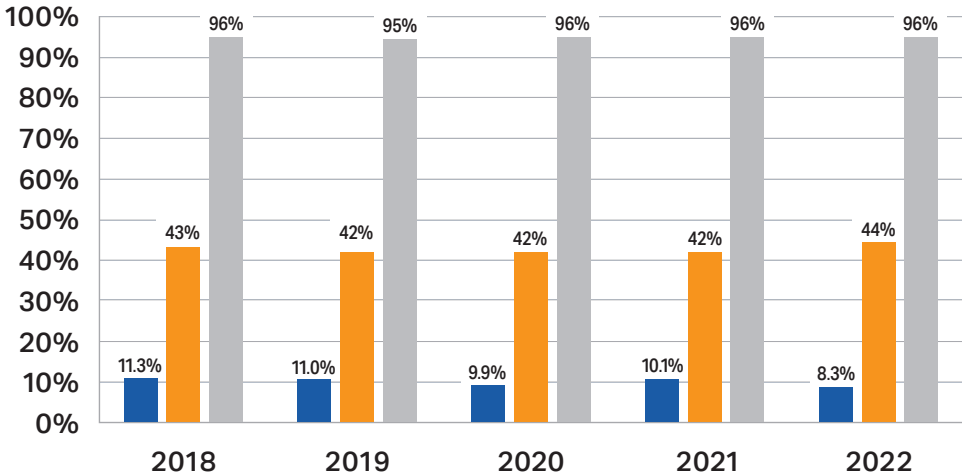
**TABLE 10: HOMELESS FOR THE FIRST TIME**

**NUMBER OF PERSONS FIRST TIME HOMELESS**



**TABLE 11: SYSTEM PERFORMANCE MEASURES, 2018-2022<sup>49</sup>**

**SUCCESSFUL EXIT TO PERMANENT HOUSING AND RATE OF RECIDIVISM**



- Rate of Persons Returning to Homelessness within 6 Months (SPM 2)
- Rate of Persons Exiting from ES, TH, SH, RRH, or Permanent Housing (SPM 7)
- Rate of Persons in PSH or OP that remain in or exit to Permanent Housing (SPM 7)

System Performance Measures can be found at National Summary – CoC System Performance Measures 2015-2022 – HUD Exchange

49 <https://www.hudexchange.info/resource/5691/system-performance-measures-data-since-fy-2015/>

## APPENDIX XIII: POINT IN TIME DATA

This section highlights the Point in Time Count, HUD System Performance Measures, and CoC Performance Profile. Applying the data from the Homeless Management Information System (HMIS) and these instruments, CoCs are improving their ability to make homelessness rare, brief, and one-time. As data continues to prove, housing is the solution to ending homelessness.

HUD requires that CoCs conduct an annual census, coined the Point in Time Count (PIT Count), of persons experiencing homelessness, which are divided into unsheltered and sheltered population categories. Conducting a PIT Count is challenging and requires many volunteers and a great deal of coordination, mapping, resources, and data entry. While PIT Counts provide valuable information, it is understood that they are likely undercounts of homelessness due to the difficulty of locating every person that is homeless in a community, and the count only offers a snapshot because it is completed on a single night in January.

In the table below, it's important to note that the 2021 Point in Time Count numbers are not comparable to the previous or current years' counts. Typically, Continuums of Care (CoCs) conduct a PIT Count of both sheltered and unsheltered households. In 2021, due to COVID-19 related safety concerns, only six of the 27 CoCs conducted such a count; 10 CoCs did not conduct an unsheltered count; and others conducted a modified form of the unsheltered count. All CoCs conducted a sheltered PIT count. For those that did not conduct an unsheltered count, the CoCs reported zero unsheltered persons, resulting in an undercount of homelessness.<sup>50</sup>

**TABLE 12: POINT IN TIME COUNTS BY COC, 2018-2023**

CoC #	CoC Name	2018	2019	2020	2021*	2022	2023
FL-500	Suncoast Partnership to End Homelessness	1,192	1,135	1,044	526	1,138	1,150
FL-501	Tampa Hillsborough Homeless Initiative	1,795	1,650	1,452	870	1,513	2,040
FL-502	The Homeless Leadership Alliance of Pinellas	2,612	2,415	2,226	2,307	1,985	2,144
FL-503	Homeless Coalition of Polk County	552	563	612	385	506	607
FL-504	Volusia/Flagler County Coalition for the Homeless	683	875	904	694	865	1,053
FL-505	Homelessness & Housing Alliance	495	399	351	73	403	395
FL-506	Big Bend Continuum of Care	909	966	805	621	621	801
FL-507	Homeless Services Network of Central FL	2,053	2,010	2,007	1,544	2,151	2,258
FL-508	United Way of North Central FL	756	804	880	677	925	1,226
FL-509	Treasure Coast Homeless Services Council	1,542	1,499	1,379	814	846	925
FL-510	Changing Homelessness	1,794	1,654	1,366	1,222	1,279	1,247
FL-511	Opening Doors of NWFL	632	518	746	731	727	1,180
FL-512	Flagler Hospital - St Augustine	342	356	367	420	349	435
FL-513	Brevard Homeless Coalition	734	815	940	432	916	1,052
FL-514	Marion County BOCC	572	475	523	512	455	454
FL-515	Doorways of NWFL	381	488	385	101	378	524

50 CPD Memo: Availability of Waivers for the Biennial Point-in-Time Count of Unsheltered Homelessness - HUD Exchange

CoC #	CoC Name	2018	2019	2020	2021*	2022	2023
FL-517	Heartland Coalition for the Homeless	453	398	403	27	650	1,016
FL-518	United Way of Suwannee Valley	493	538	578	69	488	494
FL-519	Coalition for the Homeless of Pasco County	2,668	894	898	857	589	680
FL-520	Mid FL Homeless Coalition	711	677	703	638	745	649
FL-600	Miami-Dade County Homeless Trust	3,516	3,472	3,560	3,224	3,276	3,657
FL-601	Broward County Homeless Initiative Partnership	2,318	2,803	2,211	2,561	2,054	2,487
FL-602	Gulf Coast Partnership	164	156	169	154	148	427
FL-603	Lee County Continuum of Care	728	372	444	394	560	857
FL-604	Monroe County Homeless Services CoC	973	501	421	242	526	493
FL-605	Palm Beach County Division of Human Services	1,309	1,397	1,510	458	1,404	1,855n
FL-606	Hunger & Homeless Coalition of Collier County	653	498	603	568	462	703
	<b>Totals</b>	<b>31,030</b>	<b>28,328</b>	<b>27,487</b>	<b>21,121</b>	<b>25,959</b>	<b>**30,809</b>

\*The 2021 Point in Time Count numbers are not comparable to the previous or current years' counts. Typically, Continuums of Care (CoCs) conduct a PIT Count of both sheltered and unsheltered households. In 2021, due to COVID-19 related safety concerns, only six of the 27 CoCs conducted such a count; 10 CoCs did not conduct an unsheltered count; and others conducted a modified form of the unsheltered count. All CoCs conducted a sheltered PIT count. For those that did not conduct an unsheltered count, the CoCs reported zero unsheltered persons, resulting in an undercount of homelessness.

\*\*Annually, the CoCs submit PIT data to the State and to HUD. Occasionally, there are technical adjustments made to the PIT data after the State's fiscal year end. In that case, the PIT data will be updated on the next annual report and marked with an asterisk.

**TABLE 13: POINT IN TIME COUNTS BY COUNTY, 2018-2023**

County	2018	2019	2020	2021*	2022**	2023
Alachua	641	714	657	521	625	931
Baker	N/A	N/A	N/A	N/A	N/A	N/A
Bay	372	470	378	185	351	342
Bradford	33	4	N/A	12	21	1
Brevard	734	815	815	432	902	1,052
Broward	2,318	2,803	2,312	2,561	2,054	2,487
Calhoun	0	2	N/A	0	0	29
Charlotte	164	156	169	122	148	427
Citrus	169	262	171	221	154	199
Clay	62	74	74	57	43	16
Collier	653	498	603	568	462	703
Columbia	485	316	312	60	276	285
DeSoto	104	104	104	N/A	239	57
Dixie	N/A	N/A	N/A	N/A	N/A	N/A

## 2023 ANNUAL REPORT

County	2018	2019	2020	2021*	2022**	2023
Duval	1,640	1,494	1,494	1,137	989	1,176
Escambia	598	504	504	770	724	1,168
Flagler	62	130	73	37	65	61
Franklin	N/A	N/A	7	0	N/A	9
Gadsden	6	2	14	8	10	29
Gilchrist	0	0	N/A	0	1	0
Glades	36	34	34	No Count	49	18
Gulf	2	4	2	No Count	25	109
Hamilton	N/A	45	45	No Count	42	40
Hardee	82	70	70	No Count	406	494
Hendry	45	45	45	No Count	124	4
Hernando	182	151	151	169	112	183
Highlands	136	102	102	No Count	246	402
Hillsborough	1,795	1,650	1,650	870	1,513	2,040
Holmes	3	0	N/A	0	0	3
Indian River	447	486	486	261	290	341
Jackson	2	5	3	No Count	1	32
Jefferson	N/A	N/A	6	No Count	3	1
Lafayette	N/A	27	27	No Count	25	28
Lake	312	254	254	223	141	228
Lee	728	630	444	394	560	857
Leon	903	951	761	539	596	732
Levy	26	27	27	38	8	22
Liberty	N/A	N/A	45	0	N/A	0
Madison	N/A	N/A	N/A	0	N/A	4
Manatee	545	541	466	185	594	739
Marion	571	475	523	512	455	454
Martin	311	305	305	266	248	246
Miami-Dade	3,516	3,472	3,472	3,224	3,276	3,657
Monroe	973	501	437	242	526	493
Nassau	92	86	86	28	17	55
Okaloosa	322	372	372	73	353	189
Okeechobee	50	48	48	No Count	79	30
Orange	1,539	1,544	1,401	1,162	1,532	1,626
Osceola	226	214	234	173	339	358
Palm Beach	1,309	1,397	1,510	458	1,404	1,855



County	2018	2019	2020	2021*	2022**	2023
Pasco	1,356	894	894	857	516	680
Pinellas	2,612	2,415	2,209	2,307	1,985	2,144
Polk	552	563	565	385	506	607
Putnam	56	59	178	106	270	272
St. Johns	342	356	368	420	349	435
St. Lucie	784	708	708	287	308	338
Santa Rosa	34	13	13	24	3	12
Sarasota	647	594	594	341	544	411
Seminole	288	252	372	209	280	274
Sumter	48	10	24	25	13	39
Suwannee	8	150	182	9	145	141
Taylor	N/A	9	11	6	12	10
Union	N/A	N/A	N/A	N/A	N/A	N/A
Volusia	621	745	839	657	800	992
Wakulla	0	4	N/A	0	N/A	27
Walton	173	27	27	No Count	50	206
Washington	2	7	2	0	1	9
** adjustment					**149	
<b>Totals</b>	<b>29,717</b>	<b>28,590</b>	<b>27,679</b>	<b>21,141</b>	<b>25,959</b>	<b>**30,809</b>

\*The 2021 Point in Time Count numbers are not comparable to the previous or current years' counts. Typically, Continuums of Care (CoCs) conduct a PIT Count of both sheltered and unsheltered households. In 2021, due to COVID-19 related safety concerns, only six of the 27 CoCs conducted such a count; 10 CoCs did not conduct an unsheltered count; and others conducted a modified form of the unsheltered count. All CoCs conducted a sheltered PIT count. For those that did not conduct an unsheltered count, the CoCs reported zero unsheltered persons, resulting in an undercount of homelessness.

\*\*Annually, the CoCs submit PIT data to the State and to HUD. Occasionally, there are technical adjustments made to the PIT data after the State's fiscal year end. In that case, the PIT data will be updated on the next annual report and marked with an asterisk.

**TABLE 14: SHELTERED AND UNSHELTERED HOMELESSNESS BY COC FOR THE YEAR 2023**

CoC #	CoC Name	Sheltered	Unsheltered	Total
FL-500	Suncoast Partnership to End Homelessness	630	520	1,150
FL-501	Tampa Hillsborough Homeless Initiative	905	1135	2,040
FL-502	Pinellas County Homeless Leadership Board	1,498	646	2,144
FL-503	Homeless Coalition of Polk County	435	172	607
FL-504	Volusia/Flagler County Coalition for the Homeless	470	583	1,053
FL-505	Homelessness & Housing Alliance	138	257	395
FL-506	Big Bend Continuum of Care	532	269	801
FL-507	Homeless Services Network of Central FL	1,671	587	2,258
FL-508	United Way of North Central FL	319	907	1,226
FL-509	Treasure Coast Homeless Services Council	185	740	925
FL-510	Changing Homelessness	851	396	1,247
FL-511	Opening Doors of NWFL	438	742	1,180
FL-512	Flagler Hospital - St Augustine	152	283	435
FL-513	Brevard Homeless Coalition	387	665	1,052
FL-514	Marion County BOCC	234	220	454
FL-515	Doorways of NWFL	110	414	524
FL-517	Heartland Coalition for the Homeless	120	896	1,016
FL-518	United Way of Suwannee Valley	96	398	494
FL-519	Coalition for the Homeless of Pasco County	259	421	680
FL-520	Mid FL Homeless Coalition	323	326	649
FL-600	Miami-Dade County Homeless Trust	2,599	1058	3,657
FL-601	Broward County Homeless Initiative Partnership	863	1624	2,487
FL-602	Gulf Coast Partnership	193	234	427
FL-603	Lee County Human & Veteran Services	264	593	857
FL-604	Monroe County Homeless Services CoC	283	210	493
FL-605	Palm Beach County Division of Human Services	686	1169	1,855
FL-606	Hunger & Homeless Coalition of Collier County	462	241	703
	<b>Totals</b>	<b>15,103</b>	<b>15,706</b>	<b>**30,809</b>

\*The 2021 Point in Time Count numbers are not comparable to the previous or current years' counts. Typically, Continuums of Care (CoCs) conduct a PIT Count of both sheltered and unsheltered households. In 2021, due to COVID-19 related safety concerns, only six of the 27 CoCs conducted such a count; 10 CoCs did not conduct an unsheltered count; and others conducted a modified form of the unsheltered count. All CoCs conducted a sheltered PIT count. For those that did not conduct an unsheltered count, the CoCs reported zero unsheltered persons, resulting in an undercount of homelessness.

\*\*Annually, the CoCs submit PIT data to the State and to HUD. Occasionally, there are technical adjustments made to the PIT data after the State's fiscal year end. In that case, the PIT data will be updated on the next annual report and marked with an asterisk.

TABLE 15: CHRONIC HOMELESSNESS, 2018-2023

CoC #	CoC Name	2018	2019	2020	2021*	2022	2023
FL-500	Suncoast Partnership to End Homelessness	250	246	188	72	255	132
FL-501	Tampa Hillsborough Homeless Initiative	262	264	266	64	114	260
FL-502	Pinellas County Homeless Leadership Board	434	722	592	213	483	573
FL-503	Homeless Coalition of Polk County	84	80	78	22	57	137
FL-504	Volusia/Flagler County Coalition for the Homeless	90	89	76	24	73	137
FL-505	Homelessness & Housing Alliance	119	269	183	18	85	92
FL-506	Big Bend Continuum of Care	151	152	192	145	153	178
FL-507	Homeless Services Network of Central FL	272	478	489	158	403	464
FL-508	United Way of North Central FL	272	261	225	64	223	3
FL-509	Treasure Coast Homeless Services Council	56	51	45	0	48	207
FL-510	Changing Homelessness	327	301	71	0	88	62
FL-511	Opening Doors of NWFL	78	52	184	1	250	234
FL-512	Flagler Hospital – St Augustine	65	14	43	6	80	156
FL-513	Brevard Homeless Coalition	116	206	245	15	290	218
FL-514	Marion County Homeless Council	124	150	130	13	63	84
FL-515	Doorways of NWFL	98	34	43	3	71	87
FL-517	Heartland Coalition for the Homeless	259	235	98	2	12	907
FL-518	United Way of Suwannee Valley	38	41	65	0	37	34
FL-519	Coalition for the Homeless of Pasco County	826	265	265	68	126	43
FL-520	Mid FL Homeless Coalition	36	68	58	16	24	46
FL-600	Miami-Dade County Homeless Trust	384	378	524	392	762	939
FL-601	Broward County Homeless Initiative Partnership	439	914	654	208	388	624
FL-602	Gulf Coast Partnership	45	48	23	1	0	0
FL-603	Lee County Human & Veteran Services	132	99	93	13	47	49
FL-604	Monroe County Homeless Services CoC	62	36	31	24	35	48
FL-605	Palm Beach County Division of Human Services	164	215	241	61	248	237
FL-606	Hunger & Homeless Coalition of Collier County	119	61	80	31	39	472
	<b>Totals</b>	<b>5,302</b>	<b>5,729</b>	<b>5,182</b>	<b>1,634</b>	<b>4,454</b>	<b>**6,423</b>

\*The 2021 Point in Time Count numbers are not comparable to the previous or current years' counts. Typically, Continuums of Care (CoCs) conduct a PIT Count of both sheltered and unsheltered households. In 2021, due to COVID-19 related safety concerns, only six of the 27 CoCs conducted such a count; 10 CoCs did not conduct an unsheltered count; and others conducted a modified form of the unsheltered count. All CoCs conducted a sheltered PIT count. For those that did not conduct an unsheltered count, the CoCs reported zero unsheltered persons, resulting in an undercount of homelessness.

\*\*Annually, the CoCs submit PIT data to the State and to HUD. Occasionally, there are technical adjustments made to the PIT data after the State's fiscal year end. In that case, the PIT data will be updated on the next annual report and marked with an asterisk.

TABLE 16:HOMELESSNESS AMONG VETERANS, 2018-2023

CoC #	CoC Name	2018	2019	2020	2021*	2022	2023
FL-500	Suncoast Partnership to End Homelessness	108	111	105	51	103	122
FL-501	Tampa Hillsborough Homeless Initiative	171	149	160	134	147	176
FL-502	Pinellas County Homeless Leadership Board	281	316	265	285	310	292
FL-503	Homeless Coalition of Polk County	26	38	46	17	31	14
FL-504	Volusia/Flagler County Coalition for the Homeless	44	61	73	25	38	80
FL-505	Homelessness & Housing Alliance	30	21	31	3	30	24
FL-506	Big Bend Continuum of Care	108	90	83	85	86	92
FL-507	Homeless Services Network of Central FL	181	177	190	177	149	189
FL-508	United Way of North Central FL	114	126	155	79	135	164
FL-509	Treasure Coast Homeless Services Council	61	50	68	3	59	70
FL-510	Changing Homelessness	121	118	177	139	70	84
FL-511	Opening Doors of NWFL	103	64	89	37	150	134
FL-512	Flagler Hospital - St Augustine	30	25	26	3	20	28
FL-513	Brevard Homeless Coalition	169	182	119	120	147	187
FL-514	Marion County Homeless Council	69	81	80	44	67	53
FL-515	Doorways of NWFL	34	54	18	1	19	55
FL-517	Heartland Coalition for the Homeless	18	1	18	2	20	62
FL-518	United Way of Suwannee Valley	41	29	39	22	75	31
FL-519	Coalition for the Homeless of Pasco County	214	92	92	54	44	58
FL-520	Mid FL Homeless Coalition	45	57	28	37	49	38
FL-600	Miami-Dade County Homeless Trust	120	169	163	123	131	93
FL-601	Broward County Homeless Initiative Partnership	189	219	157	42	117	128
FL-602	Gulf Coast Partnership	40	43	51	25	40	66
FL-603	Lee County Human & Veteran Services	18	25	17	4	24	31
FL-604	Monroe County Homeless Services CoC	67	50	61	29	46	46
FL-605	Palm Beach County Division of Human Services	130	119	100	37	102	139
FL-606	Hunger & Homeless Coalition of Collier County	11	5	27	5	22	48
	<b>Totals</b>	<b>2,543</b>	<b>2,472</b>	<b>2,436</b>	<b>1,583</b>	<b>2,231</b>	<b>**2,504</b>

\*The 2021 Point in Time Count numbers are not comparable to the previous or current years' counts. Typically, Continuums of Care (CoCs) conduct a PIT Count of both sheltered and unsheltered households. In 2021, due to COVID-19 related safety concerns, only six of the 27 CoCs conducted such a count; 10 CoCs did not conduct an unsheltered count; and others conducted a modified form of the unsheltered count. All CoCs conducted a sheltered PIT count. For those that did not conduct an unsheltered count, the CoCs reported zero unsheltered persons, resulting in an undercount of homelessness.

\*\*Annually, the CoCs submit PIT data to the State and to HUD. Occasionally, there are technical adjustments made to the PIT data after the State's fiscal year end. In that case, the PIT data will be updated on the next annual report and marked with an asterisk.

TABLE 17: FAMILY HOMELESSNESS, 2018-2023

CoC #	CoC Name	2018	2019	2020	2021*	2022	2023
FL-500	Suncoast Partnership to End Homelessness	238	160	199	141	180	175
FL-501	Tampa Hillsborough Homeless Initiative	602	456	379	400	458	612
FL-502	Pinellas County Homeless Leadership Board	359	381	350	372	449	506
FL-503	Homeless Coalition of Polk County	198	189	160	151	150	24
FL-504	Volusia/Flagler County Coalition for the Homeless	199	301	300	178	322	312
FL-505	Homelessness & Housing Alliance	147	80	56	39	83	81
FL-506	Big Bend Continuum of Care	269	215	215	109	139	170
FL-507	Homeless Services Network of Central FL	713	745	657	659	858	793
FL-508	United Way of North Central FL	113	129	163	70	122	60
FL-509	Treasure Coast Homeless Services Council	688	745	570	76	261	285
FL-510	Changing Homelessness	384	289	375	247	292	276
FL-511	Opening Doors of NWFL	165	45	75	3	36	140
FL-512	Flagler Hospital - St Augustine	123	120	97	80	44	75
FL-513	Brevard Homeless Coalition	213	211	222	160	172	210
FL-514	Marion County Homeless Council	129	110	161	141	127	116
FL-515	Doorways of NWFL	68	34	39	18	22	91
FL-517	Heartland Coalition for the Homeless	161	156	143	19	82	509
FL-518	United Way of Suwannee Valley	106	84	205	32	105	160
FL-519	Coalition for the Homeless of Pasco County	1,839	209	211	134	126	135
FL-520	Mid FL Homeless Coalition	285	178	180	128	182	178
FL-600	Miami-Dade County Homeless Trust	1,091	1,160	1,299	1,011	1,054	1219
FL-601	Broward County Homeless Initiative Partnership	462	462	435	329	401	416
FL-602	Gulf Coast Partnership	34	25	32	25	46	97
FL-603	Lee County Human & Veteran Services	305	115	136	70	149	193
FL-604	Monroe County Homeless Services CoC	249	32	24	14	54	37
FL-605	Palm Beach County Division of Human Services	345	264	276	230	291	398
FL-606	Hunger & Homeless Coalition of Collier County	102	168	184	145	155	262
	<b>Totals</b>	<b>9,587</b>	<b>7,063</b>	<b>7,143</b>	<b>4,981</b>	<b>6,440</b>	<b>7,530**</b>

\*The 2021 Point in Time Count numbers are not comparable to the previous or current years' counts. Typically, Continuums of Care (CoCs) conduct a PIT Count of both sheltered and unsheltered households. In 2021, due to COVID-19 related safety concerns, only six of the 27 CoCs conducted such a count; 10 CoCs did not conduct an unsheltered count; and others conducted a modified form of the unsheltered count. All CoCs conducted a sheltered PIT count. For those that did not conduct an unsheltered count, the CoCs reported zero unsheltered persons, resulting in an undercount of homelessness.

\*\*Annually, the CoCs submit PIT data to the State and to HUD. Occasionally, there are technical adjustments made to the PIT data after the State's fiscal year end. In that case, the PIT data will be updated on the next annual report and marked with an asterisk.

## APPENDIX XIV: FLORIDA DEPARTMENT OF EDUCATION HOMELESS STUDENT DATA

**TABLE 18: FLORIDA DEPARTMENT OF EDUCATION HOMELESS STUDENT COUNT, 2021-2022**

District Name	Living Situation at the Time Students were Identified as Homeless				Total Homeless	Unaccompanied Homeless Youth (UHY)
	Shelters	Sharing Housing	Other	Motels		
Alachua	110	660	28	98	896	52
Baker	0	201	19	13	233	26
Bay	53	1,539	101	137	1,830	267
Bradford	2	88	6	28	124	11
Brevard	81	829	80	288	1,278	130
Broward	300	3,091	237	579	4,207	388
Calhoun	9	67	4	0	80	3
Charlotte	43	352	14	82	491	62
Citrus	49	679	91	70	889	71
Clay	13	669	9	74	765	207
Collier	107	1,098	13	77	1,295	317
Columbia	24	263	11	44	342	16
Miami-Dade	1,024	6,743	312	434	8,513	266
Miami-Dade – KIPP Miami Charter*	NA	NA	NA	NA	NA	NA*
Desoto	0	46	21	4	71	1
Dixie	1	36	0	3	40	3
Duval	134	2,564	37	442	3,177	470
Escambia	81	1,384	77	280	1,822	64
Flagler	8	258	24	31	321	49
Franklin	6	51	4	6	67	4
Gadsden	5	65	3	5	78	4
Gilchrist	0	32	6	1	39	0
Glades	0	56	6	2	64	9
Gulf	1	15	2	0	18	4
Hamilton	0	239	1	5	245	0
Hardee	14	285	41	5	345	42
Hendry	182	256	44	5	487	26
Hernando	47	639	51	96	833	76
Highlands	21	370	25	41	457	17
Hillsborough	371	3,032	252	874	4,529	364
Holmes	3	70	2	3	78	6
Indian River	43	362	19	46	470	8
Jackson	4	390	32	21	447	62
Jefferson	2	18	0	0	20	5
Lafayette	0	89	94	0	183	0
Lake	58	1,304	151	179	1,692	59

Lee	96	823	238	353	1,510	69
Leon	67	436	20	107	630	58
Levy	12	1356	23	16	186	3
Liberty	0	60	0	0	60	5
Madison	2	102	26	1	131	20
Manatee	46	1,155	35	137	1,373	35
Marion	89	694	80	254	1,117	185
Martin	67	567	22	53	709	65
Monroe	27	211	10	10	258	9
Nassau	3	328	21	26	378	104
Okaloosa	73	409	35	67	584	66
Okeechobee	2	213	15	6	236	14
Orange	277	3,542	274	1,469	5,562	287
Orange - UCP Charter*	NA	<NA	NA	NA	NA	NA*
Osceola	57	1,902	107	877	2,943	88
Palm Beach	277	3,636	235	329	4,477	139
Palm Beach - South Tech Charter*	NA	NA	NA	NA	NA	NA*
Pasco	129	1,299	112	289	1,829	278
Pinellas	485	3,267	117	800	4,669	372
Polk	181	3,154	312	659	4,306	388
Polk - Lake Wales Charter*	NA	NA	NA	NA	NA	NA*
Putnam	17	188	20	23	248	50
St. Johns	59	597	37	93	786	140
St. Lucie	45	2,003	63	244	1,355	181
Santa Rosa	30	686	47	54	817	63
Sarasota	140	460	31	117	748	52
Seminole	80	1,388	69	397	1,934	265
Sumter	21	64	15	11	111	12
Suwannee	7	178	19	19	223	22
Taylor	0	71	9	26	106	9
Union	0	67	0	0	67	0
Volusia	224	1,926	114	449	2,713	230
Wakulla	0	70	1	0	71	3
Walton	0	180	21	24	225	15
Washington	10	180	4	11	205	7
School for Deaf/Blind	0	23	3	4	30	3
Florida Virtual School	5	188	6	27	226	11
FAU Lab School	0	25	0	0	25	4
FSU Lab School	0	1	0	0	1	1
FAMU Lab School	0	1	0	0	1	0
UF Lab School	0	0	0	1	1	0
<b>State Total</b>	<b>5,324</b>	<b>58,069</b>	<b>3,958</b>	<b>10,926</b>	<b>78,277</b>	<b>6,342</b>

\*2021-2022 School Year the following school totals were included in the County count: Miami-Dade -KIIP Miami Charter; Orange – UCP Charter; Palm Beach – South Tech Charter: and Polk – Lake Whales Charter.

**TABLE 19: FLORIDA DEPARTMENT OF EDUCATION HOMELESS STUDENT COUNT BY SCHOOL DISTRICT 5-YEAR TOTALS, 2017-2022**

District Name	2017-2018	2018-2019	2019-2020	2020-2021	2021-2022
Alachua	1,021	1,026	1,045	809	896
Baker	97	55	103	120	233
Bay	1,523	5,725	3,774	2,050	1,830
Bradford	155	160	140	152	124
Brevard	2,763	2,261	1,614	1,125	1,278
Broward	4,903	5,424	5,090	3,264	4,207
Calhoun	73	202	271	131	80
Charlotte	435	364	387	396	491
Citrus	669	619	637	638	889
Clay	728	983	812	793	765
Collier	1,367	1,030	1,163	1,154	1,295
Columbia	671	507	462	347	342
Dade	8,957	9,949	9,438	5,749	8,513
Desoto	134	155	125	61	71
Dixie	80	53	68	41	40
Duval	5,817	3,770	3,352	2,435	3,177
Escambia	1,909	1,936	1,812	1,363	1,822
Flagler	529	556	445	284	321
Franklin	290	289	140	108	67
Gadsden	287	252	149	170	78
Gilchrist	13	13	<11	<11	39
Glades	39	45	35	56	64
Gulf	16	108	30	23	18
Hamilton	335	347	285	273	245
Hardee	147	178	252	283	345
Hendry	1,231	346	445	607	487
Hernando	653	577	691	686	833
Highlands	651	465	426	374	457
Hillsborough	4,859	4,240	4,782	4,011	4,529
Holmes	71	56	58	21	78
Indian River	416	441	529	423	470
Jackson	158	2,861	386	360	447
Jefferson	38	34	26	26	20
Lafayette	198	204	203	156	183
Lake	2,269	1,999	1,508	1,296	1,692
Lee	2,071	1,275	1,240	961	1,510
Leon	790	1,352	837	521	630
Levy	210	256	207	155	186
Liberty	29	34	52	58	60



District Name	2017-2018	2018-2019	2019-2020	2020-2021	2021-2022
Madison	169	227	186	127	131
Manatee	1,679	1,406	1,279	1,192	1,373
Marion	2,649	2,150	1,080	1,016	1,117
Martin	482	620	667	622	709
Monroe	696	352	276	264	258
Nassau	543	546	510	490	378
Okaloosa	449	1,132	733	606	584
Okeechobee	520	432	352	356	236
Orange	9,692	6,118	4,774	3,914	5,562
Orange - UCP Charter	17	21	16	<11	N/A
Osceola	5,212	3,489	2,621	2,501	2,943
Palm Beach	4,407	4,465	4,489	2,927	4,477
Palm Beach - South Tech Charter	11	39	42	21	N/A
Pasco	2,232	1,908	1,877	1,550	1,829
Pinellas	4,233	4,371	4,255	3,334	4,669
Polk	4,626	3,517	3,665	3,682	4,306
Polk - Lake Wales Charter	273	177	251	240	N/A
Putnam	634	537	523	357	248
St. Johns	872	732	643	650	786
St. Lucie	1,585	1,512	1,429	1,700	2,355
Santa Rosa	1,034	1,141	797	820	817
Sarasota	832	833	727	611	748
Seminole	2,268	1,590	1,599	1,395	1,934
Sumter	148	127	97	92	111
Suwannee	285	307	266	252	223
Taylor	124	100	109	87	106
Union	98	61	73	48	67
Volusia	2,718	2,744	2,666	2,569	2,713
Wakulla	83	94	63	73	71
Walton	346	465	338	220	205
Washington	197	211	231	231	524
School for Deaf/Blind	17	19	27	27	13,141
Florida Virtual School	89	38	55	317	2,734
FAU - Lab School	24	20	21	25	25
FSU - Lab School	<11	<11	<11	<11	1
FAMU - Lab School	<11	16	14	<11	1
UF Lab School	0	<11	<11	<11	1
KIPP Charter	0	0	0	33	N/A
<b>State Total</b>	<b>95,860</b>	<b>91,675</b>	<b>79,781</b>	<b>63,846</b>	<b>78,277</b>

## APPENDIX XV: DESIGNATED COC LEAD AGENCY MAP



- **Opening Doors of NWFL** – Escambia, Santa Rosa
- **Homelessness & Housing Alliance** – Okaloosa, Walton
- **Doorways of NWFL** – Bay, Calhoun, Gulf, Holmes, Jackson, Washington
- **Big Bend CoC** – Franklin, Gadsden, Jefferson, Leon, Liberty, Madison, Taylor, Wakulla
- **United Way of Suwannee Valley** – Columbia, Hamilton, Lafayette, Suwannee
- **United Way of North Central FL** – Alachua, Bradford, Levy, Putnam, Gilchrist
- **Changing Homelessness** – Duval, Clay, Nassau
- **Flagler Hospital** – St. Augustine – St. Johns
- **Volusia/Flagler County Coalition for the Homeless** – Volusia, Flagler
- **Marion County Homeless Council** – Marion
- **Mid Florida Homeless Coalition** – Citrus, Hernando, Lake, Sumter
- **Homeless Coalition of Polk County** – Polk
- **Brevard Homeless Coalition** – Brevard
- **Homeless Services Network of Central FL** – Orange, Osceola, Seminole
- **Coalition for the Homeless of Pasco County** – Pasco
- **Pinellas County Homeless Leadership Board** – Pinellas
- **Tampa Hillsborough Homeless Initiative** – Hillsborough
- **Suncoast Partnership to End Homelessness** – Manatee, Sarasota
- **Gulf Coast Partnership** – Charlotte
- **Collier County Hunger & Homeless Coalition** – Collier
- **Lee County Human & Veteran Services** – Lee
- **Heartland Coalition for the Homeless** – DeSoto, Glades, Hardee, Hendry, Highlands, Okeechobee
- **Treasure Coast Homeless Services Council** – Indian River, Martin, St. Lucie
- **Palm Beach County Division of Human Services** – Palm Beach
- **Broward Homeless Initiative Partnership** – Broward
- **Miami-Dade County Homeless Trust** – Dade
- **Monroe County Homeless Services CoC** – Monroe

Contact information for the Continuums of Care can be found at [www.myflfamilies.com/services/public-assistance/homelessness](http://www.myflfamilies.com/services/public-assistance/homelessness)

## APPENDIX IX: COUNCIL MEMBERS

Statutory Position (Agency)	Represented By
Florida Department of Children and Families	Teresa Berdoll, State PATH Coordinator, SOAR State Team Lead, FDC Aftercare Process Lead Housing & Employment Process Lead
Florida Department of Economic Opportunity	Isabelle Potts, Supervisor, Program Development and Research Unit
Florida Department of Corrections	Cassandra Moore, Bureau Chief, Interstate Compact and Probation
Florida Department of Education	Courtney Walker, State Coordinator
Florida Department of Health	Shay Chapman, Division Director, Community Health Promotion
Florida Department of Veteran Affairs	Robert (Bob) Asztalos, Deputy Executive Director
CareerSource Florida	Warren Davis, Policy Analyst
Florida Association of Counties	Council Vice Chair, Claudia Tuck, Director (Alachua)
Florida Coalition to End Homelessness	Leeanne Sacino, Executive Director
Florida Housing Finance Corporation	Zachary Summerlin, Policy Director & Supportive Housing Coordinator
Ability Housing, Inc./Florida Supportive Housing Coalition	Council Chair, Shannon Nazworth, President & CEO
Florida League of Cities	Lisa Kane DeVitto, Commissioner (City of Crescent City)
Agency for Health Care Administration	Kim Smoak, Deputy Secretary
Florida Department of Elder Affairs	Jennifer Moore, Deputy Director, Statewide Community Based Services, Senior Housing Liaison
Florida Housing Coalition	Amanda Wander, Director, Ending Homelessness Team
Governor Appointees	Represented By
New Beginnings of Central Florida	Steve Smith, Founder
Vacant	To apply please visit <a href="http://www.flgov.com">www.flgov.com</a>
Ex-Officio Appointees	Represented By
Children's Home Society Pensacola	Lindsey Cannon, Regional Executive Director, Program Operations
US Department of Veteran Affairs	Steven Tillman, VISN 8 Network Homeless Coordinator VA Sunshine Healthcare Network

## APPENDIX X: GLOSSARY

**Affordable Housing** – In general, housing for which the tenants are paying no more than 30% of their income for housing costs, including utilities. Affordable housing may either be subsidized housing or unsubsidized market housing. A special type of affordable housing for people with disabilities who need services along with affordable housing is “Permanent Supportive Housing.”

**Area Median Income (AMI)** – The household in a certain region that is in the exact middle in terms of income compared to other households will set the AMI for their region (the household size is a factor taken into account; there are different AMIs for households of different sizes in the same region). This number is calculated every year by HUD. HUD focuses on a region, rather than a single city because families and individuals are likely to look outside of cities to surrounding areas when searching for a place to live.

**Chronically Homeless** – In general, a household that has been continuously homeless for over a year, or one that has had at least four episodes of homelessness in the past three years, where the combined lengths of homelessness of those episodes is at least one year, and in which the individual has a disabling condition. (See 24 CFR 578.3)

**Continuum of Care (CoC)** – A local geographic area designated by HUD and served by a local planning body, which is responsible for organizing and delivering housing and services to meet the needs of people who are homeless as they move to stable housing and maximum self-sufficiency. The terms “CoC Governing Body” or “CoC Board” have the same meanings. In some contexts, the term “continuum of care” is also sometimes used to refer to the system of programs addressing homelessness. The geographic areas for the Florida CoCs are provided in Appendix VIII. (See 24 CFR 578.3 and F.S. 420.621)

**CoC Lead Agency** – The local organization or entity that implements the work and policies directed by the CoC. In Florida, there are 27 CoC Lead Agencies, serving 64 of 67 Florida counties. The CoC Lead Agency typically serves as the “Collaborative Applicant,” which submits annual funding requests for HUD CoC Program funding on behalf of the CoC.

The contacts for the CoC Lead Agencies are provided in Appendix IX.

**Coordinated Entry System** – A standardized community-wide process to perform outreach and identify homeless households, enter their information into HMIS, use common tools to assess their needs and prioritize access to housing interventions and services to end their homelessness. Sometimes referred to as a “triage system” or “coordinated intake and assessment.” (See 24 CFR 578.3)

**Council on Homelessness** – The Council on Homelessness was created in 2001 to develop policies and recommendations to reduce homelessness in Florida. The Council’s mission is to develop and coordinate policy to reduce the prevalence and duration of homelessness and work toward ending homelessness in Florida. (See F.S. 420.622)

**Diversion** – A strategy that prevents homelessness for people seeking shelter by helping them stay housed where they currently are or by identifying immediate alternate housing arrangements and, if necessary, connecting them with services and financial assistance to help them return to permanent housing. This strategy is used in order to keep individuals from entering the homelessness system in their county.

**Effectively Ending Homelessness** – Effectively ending homelessness means that the community has a comprehensive response in place to ensure that homelessness is prevented whenever possible, or if it cannot be prevented, it is a rare, brief, and non-recurring phenomenon. Specifically, the community will have the capacity to: (1) quickly identify and engage people at risk of or already experiencing homelessness; (2) intervene to prevent the loss of housing and divert people from entering the homelessness services system; and (3) when homelessness does occur, provide immediate access to shelter and crisis services, without barriers to entry, while permanent stable housing and appropriate supports are being secured, and quickly connect people to housing assistance and services—tailored to their unique needs and strengths—to help them achieve and maintain stable housing. (Source: USICH)

**Emergency Shelter** – A facility operated to provide temporary shelter for people who are homeless. HUD’s guidance is that the lengths of stay in emergency shelters prior to moving into permanent housing should not exceed 30 days. (See 24 CFR 576.2)

**Emergency Solutions Grant (ESG)** – HUD funding that flows through the state and certain local governments for street outreach, emergency shelters, rapid re-housing, homelessness prevention, and certain HMIS costs. (See 24 CFR 576)

**Encampment** - The term encampment has connotations of both impermanence and continuity. People are staying in temporary structures or enclosed places that are not intended for long-term continuous occupancy on an ongoing basis. (Source: HUD)

**Extremely Low-Income (ELI)** – Household income that is 30% or less of the AMI of the community. (See F.S. 420.0004)

**Florida Housing Finance Corporation** – Florida Housing Finance Corporation was created by the Florida Legislature 40 years ago to help Floridians obtain safe, decent, affordable housing that might otherwise be unavailable to them. The corporation provides funds for the development of housing. (See F.S. 420.501-420.55)

**Homeless** – There are varied definitions of homelessness. Generally, “homeless” means lacking a fixed, regular, and adequate nighttime residence and living in temporary accommodations (e.g., shelter) or in places not meant for human habitation. Households fleeing domestic violence and similar threatening conditions are also considered homeless. For purposes of certain programs and funding, families with minor children who are doubled-up with family or friends for economic reasons may also be considered homeless, as are households at imminent risk of homelessness. (See 24 CFR 578.3)

**The Homeless Emergency and Rapid Transition to Housing (HEARTH) Act** – Federal Legislation that, in 2009, amended and reauthorized the McKinney-Vento Homeless Assistance Act. The HEARTH/McKinney Vento Act provides federal funding for homeless programs, including the HUD ESG funds and the HUD CoC Grant funding. (See <https://files.>

[hudexchange.info/resources/documents/S896\\_HEARTHAct.pdf](https://files.hudexchange.info/resources/documents/S896_HEARTHAct.pdf))

**Homeless Management Information System (HMIS)** – A web-based software solution and database tool designed to capture and analyze client-level information including the characteristics, service needs, and use of services by persons experiencing homelessness. HMIS is an important component of an effective Coordinated Entry System, CoC planning efforts, and performance evaluation based on program outcomes. (See 24 CFR 578.3)

**Homelessness Prevention** – Short-term financial assistance, sometimes with support services, for households at imminent risk of homelessness and who have no other resources to prevent homelessness. For many programs, the household must also be extremely low-income, with income at or less than 30% of the AMI, to receive such assistance. (See 24 CFR 576.103)

**Housing First Approach** – An approach to ending homelessness that centers on providing people experiencing homelessness with housing as quickly as possible and, once the person is housed, then providing services to help the person remain stably housed. This approach is consistent with what most people experiencing homelessness need and want. Housing First is recognized as an evidence-based best practice, is cost-effective, and results in better outcomes as compared to other approaches. The Florida Legislature encourages CoCs to adopt the housing first approach to reduce homelessness.

**Housing or Permanent Housing** – Any housing arrangement in which the person/tenant can live indefinitely, as long as the rent is paid, and lease terms are followed. Temporary living arrangements and programs – such as emergency shelters, transitional programs, and rehabilitation programs – do not meet the definition of housing.

**HUD**- The Department of Housing and Urban Development – HUD provides funding to states and local communities to address homelessness. In addition, this department supports fair housing, community development, and affordable housing, among other issues.

**HUD CoC Funding** – Funding administered by HUD through local CoC Collaborative Applicant (i.e., CoC Lead Agency) entities. Eligible uses for new projects include permanent supportive housing, rapid re-housing, coordinated entry, HMIS, and CoC planning.

**Local Housing Trust Funds** - Florida's Sadowski Act Affordable Housing Trust Funds receive funding from dedicated revenue from real estate doc stamps. 70% of these funds are allocated to the Local Government Housing Trust Fund for the State Housing Initiatives Partnership Program (SHIP) that funds housing programs.

**Low Income** – Low-income persons means one or more natural persons or a family, the total annual adjusted gross household income of which does not exceed 80% of the median annual adjusted gross income for households within the state, or 80% of the median annual adjusted gross income for households within the metropolitan statistical area (MSA) or, if not within an MSA, within the county in which the person or family resides, whichever is greater. (See F.S. 420.0004)

**Office on Homelessness** – Created in 2001, the Office on Homelessness was established as a central point of contact within state government on matters related to homelessness. The Office coordinates the services of the various state agencies and programs to serve individuals or families who are homeless or are facing homelessness. Office staff work with the Council on Homelessness to develop state policy. The Office also manages targeted state grants to support the implementation of local homeless service CoC plans. The Office is responsible for coordinating resources and programs across all levels of government, and with private providers that serve people experiencing homelessness. (See F.S. 420.622)

**Outreach** – A necessary homeless system component that involves interacting with unsheltered people who are homeless in whatever location they naturally stay (e.g., in campsites, on the streets), building trust, and offering access to appropriate housing interventions. (See 24 CFR 576.101)

**Permanent Supportive Housing (PSH)** – Safe and affordable housing for people with disabling conditions, legal tenancy housing rights, and access to individualized support services. PSH

that is funded through HUD CoC funding should prioritize people who are chronically homeless with the longest terms of homelessness and the highest level of vulnerability/acuity in terms of health issues and service needs. (See 24 CFR 578.3)

**Point in Time (PIT) Count** – HUD requires CoCs to count the number of people experiencing homelessness in their geographic area through the Point in Time (PIT) Count on a given day. Conducted by most CoCs during the last ten days in January, the PIT Count includes people served in shelter programs every year, with every other year also including people who are un-sheltered. Data collected during the PIT Counts is critical to effective planning and performance management toward the goal of ending homelessness for each community and the nation as a whole. A one-night snapshot of homelessness in a specific geographic area, the PIT Count data are presented in Appendix VI. (See 24 CFR 578.3)

**Rapid Re-Housing (RRH)** – A housing intervention designed to move a household into permanent housing (e.g., a rental unit) as quickly as possible, ideally within 30 days of identification. Rapid Re-Housing typically provides (1) help identifying appropriate housing; (2) financial assistance (deposits and short-term or medium-term rental assistance for 1-24 months), and (3) support services as long as needed and desired, up to a certain limit. (See 24 CFR 576.104)

**Services or Support Services** – A wide range of services designed to address issues negatively affecting a person's quality of life, stability, and/or health. Examples include behavioral health counseling or treatment for mental health and/or substance use issues, assistance increasing income through employment or disability assistance, financial education, assistance with practical needs such as transportation or housekeeping, and connections to other critical resources such as primary health care.

**Sheltered/Unsheltered Homelessness** – People who are in temporary shelters, including emergency shelter and transitional shelters, are considered "sheltered." People who are living outdoors or in places not meant for human habitation are considered "unsheltered."

**State Housing Trust Funds** – Florida's Sadowski Act Affordable Housing Trust Funds

receive funding from dedicated revenue from real estate doc stamps. 30% of these funds are allocated to the State Housing Trust Fund for programs such as the State Apartment Incentive Loan (SAIL) program. In Florida, the Housing Trust Funds are used for affordable housing when appropriated for that use by the State Legislature. Housing Trust Funds may also be funded by general revenue and government bonds.

**Stella P.** – Used as a tool to visualize system performance based on Longitudinal System Analysis data, Stella P. provides an illustrative approach to a housing crisis response system's data by reporting the number of days homeless, exists from the homeless system to permanent destinations, and returns to homelessness. Stella P. develops data visualization elements to describe trends, population characteristics, performance, and comparisons based on official HUD data sets.

**Transitional Program** – A temporary shelter program that allows for moderate stays (3-24 months) and provides support services. Based on research on the efficacy and costs of this model, this type of program should be a very limited component of the housing crisis response system, due to the relative costliness of the programs in the absence of outcomes that exceed rapid re-housing outcomes. Transitional housing should be used only for specific subpopulations such as transition-age youth.

**United States Interagency Council on Homelessness (USICH)** – A federal Council that co-ordinates the federal response to homelessness, working in partnership with Cabinet Secretaries and senior leaders from nineteen federal member agencies.

**Very Low Income** – Very-low-income persons means one or more natural persons or a family, not including students, the total annual adjusted gross household income of which does not exceed 50% of the median annual adjusted gross income for households within the state, or 50% of the median annual adjusted gross income for households within the metropolitan statistical area (MSA) or, if not within an MSA, within the county in which the person or family resides, whichever is greater.

**Very Low Income** – Very-low-income persons means one or more natural persons or a family, not including students, the total annual adjusted gross household income of which does not exceed 50 percent of the median annual adjusted gross income for households within the state, or 50 percent of the median annual adjusted gross income for households within the metropolitan statistical area (MSA) or, if not within an MSA, within the county in which the person or family resides, whichever is greater. (See F.S. 420.0004)