

## What is Florida NYTD?

Florida NYTD is a survey comprised of questions from the Federal National Youth in Transition Database (NYTD), the Florida IL Checklist and questions developed by youth, young adults, the Department and other stakeholders in the child welfare system.

Young people ages 18-22, who turned 18 in licensed foster care are the identified survey population. Many of the young adults completing the survey are receiving services through Florida's *Extended Foster Program, Postsecondary Education Services and Supports* and/or *Aftercare*.

The survey can be completed on-line, on paper or by telephone.

The Spring 2018, Florida NYTD survey was administered from March 1<sup>st</sup> — May 31<sup>st</sup>, 2018



### 2018 Survey Data Report



## Survey Data Reports

Florida NYTD survey answers are private. CBC Lead Agencies and their providers can access aggregate survey response data by age group and survey period.

CBC Lead Agencies and their providers *cannot* access individual survey responses.

This report contains the survey responses of **933** young adults.

Age 18	159 completed the survey
Age 19	203 completed the survey
Age 20	213 completed the survey
Age 21	152 completed the survey
Age 22	206 completed the survey

## 2018 Florida NYTD Survey Report

Education	.....Page 2
Employment	.....Page 3
Housing	.....Page 5

Financial & Transportation.....	Page 7
Health & Well-Being	.....Page 9
Connections	.....Page 11

# Education

Currently are you enrolled in and attending high school, GED classes, post-high school vocational training, or college?						
	18	19	20	21	22	Grand Total
Yes	115	137	141	114	155	662
No	39	53	65	36	43	236
Declined	5	13	7	2	8	35
Grand Total	159	203	213	152	206	933
Percentage Yes (Not including 'Declined')	75%	72%	68%	76%	78%	74%

Are there any barriers that are preventing you from continuing your education?						
	18	19	20	21	22	Grand Total
Yes	12	16	31	23	22	104
No	139	167	169	121	170	766
Declined	5	10	9	4	9	37
Do not know	3	10	4	4	5	26
Grand Total	159	203	213	152	206	933
Percentage Yes (Not including 'Declined'/'Do not know')	8%	9%	16%	16%	11%	12%

If answered "Yes" – then asked the following question↓



[www.positivepathwaysflorida.org](http://www.positivepathwaysflorida.org)

**POSITIVE PATHWAYS**  
Success Within Reach

The *Positive Pathways Program* was created by the Florida Department of Children and Families (DCF) to improve postsecondary outcomes and career transitions for former foster youth who are attending Florida's public post-secondary educational system and eligible for the state's generous tuition and fee exemption.

Positive Pathways provides guidance, training, and technical assistance for all members. Members meet online every month, network, participate in workshops, and attend an annual conference to strengthen relationships with colleagues throughout Florida and learn about effective ways to serve students from foster care.

What is the biggest barrier preventing you from continuing your education? 104 Responded						
	18	19	20	21	22	Grand Total
I have no way to pay for school	1	3	2	1	3	5
I need to work full time	1	2	6	8	8	22
I have child care responsibilities	0	1	3	2	1	7
I don't have transportation	2	5	4	4	0	15
I have been discouraged by significant others	0	0	3	0	1	4
I have academic difficulties	3	2	6	5	3	15
None	147	187	182	129	184	829
Declined	1	0	1	0	0	2
Do not know	2	1	4	1	1	9
Other (please specify):	2	2	2	2	5	13

# Employment

Currently are you employed full-time [35 hrs per week or more]?						
	18	19	20	21	22	Grand Total
Yes	18	29	31	15	44	137
No	138	161	169	136	154	758
Declined	3	13	13	1	8	38
Grand Total	159	203	213	152	206	933
Percent yes (Not including 'Declined')	12%	15%	16%	10%	22%	15%

Currently are you employed part-time?						
	18	19	20	21	22	Grand Total
Yes	33	61	51	42	47	234
No	123	127	149	106	148	653
Declined	3	15	13	4	11	46
Grand Total	159	203	213	152	206	933
Percent yes (Not including 'Declined')	21%	32%	26%	28%	24%	26%

Have you had a job for which you were paid at any time during the past year?						
	18	19	20	21	22	Grand Total
Yes	94	153	152	124	162	685
No	55	36	49	22	29	191
Declined	6	7	8	3	8	32
Do not know	4	7	4	3	7	25
Grand Total	159	203	213	152	206	933
Percent yes (Not including 'Declined'/'Do not know')	63%	81%	76%	85%	85%	78%

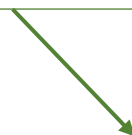
In the past year, did you complete an apprenticeship, internship, or other on-the-job training, either paid or unpaid?						
	18	19	20	21	22	Grand Total
Yes	26	48	44	28	48	194
No	126	140	154	118	148	686
Declined	7	15	15	6	10	53
Grand Total	159	203	213	152	206	933
Percent Yes (Not including 'Declined')	17%	26%	22%	19%	24%	22%



# Employment

Have you been doing anything to find a job during the past month?						
	18	19	20	21	22	Grand Total
Yes	77	90	102	68	97	434
No	73	89	91	74	94	421
Declined	8	18	13	9	9	57
Do not know	1	6	7	1	6	21
Grand Total	159	203	213	152	206	933
Percent Yes (Not including 'Declined'/'Do not know')	51%	50%	53%	48%	51%	51%

If answered "Yes" – then asked the following question↓



Which of the following have you done to find a job during the past month? Select all that apply:						
	18	19	20	21	22	Total
Contacted employers	38	53	52	42	57	242
Contacted employee agency	21	20	26	16	22	105
Contacted friends or relatives	23	18	30	12	24	107
Contacted school/university employment center	8	14	10	14	18	64
Sent out resumes	21	33	36	33	48	171
Filled out job applications	51	64	79	50	65	309
Searched/responded to help wanted ads	20	22	29	20	28	119
Had a job interview	22	34	39	26	43	164
Attended job training programs	6	10	9	11	14	50
Asked my caseworker and/or independent living worker for help	11	11	14	10	6	52
Declined	0	2	3	0	1	6
Do not know	3	2	3	1	5	14

# Housing

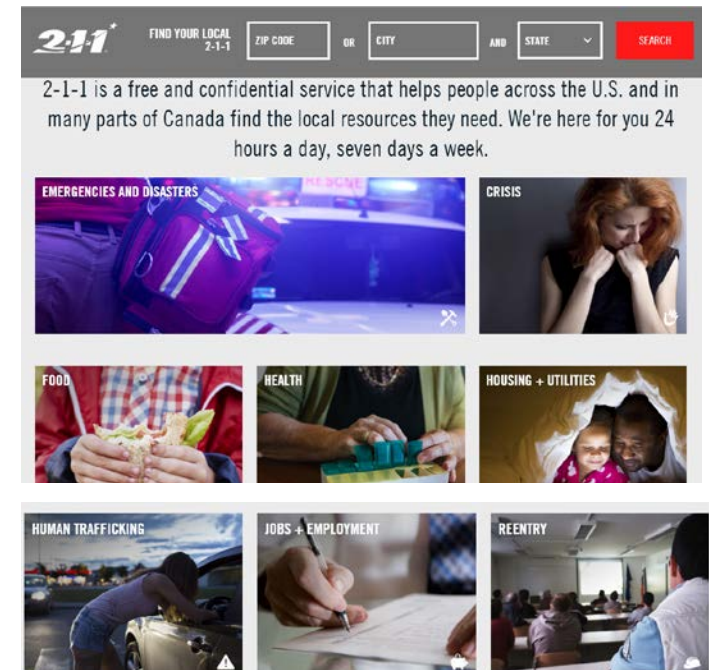
Which best describes your current living situation? Select only one.						
	18	19	20	21	22	Total
Declined	5	8	7	6	9	35
Do not know	6	5	10	2	2	25
I am couch surfing or moving from house to house	0	2	1	2	2	7
I am homeless (and living in a shelter, in a hotel/motel room, on the street, in a car or other vehicle, in an abandoned building, or at a camping ground)	0	4	3	5	6	18
I am in detention, jail, prison or another correctional facility	2	1	0	0	0	3
I am living in a college dormitory or residence hall	2	9	5	1	2	19
I am living in a foster home	15	16	8	4	2	45
I am living in a group care setting (including a group home or residential care facility)	28	14	19	3	2	66
I am living in my own apartment, house, or trailer	46	82	90	80	117	415
I am living with a spouse/partner	4	3	10	10	14	41
I am living with birth or adoptive parents	10	7	8	2	12	39
I am living with former foster parents	10	14	8	7	7	46
I am living with friends or a roommate	17	24	24	16	19	100
I am living with other family members	11	11	18	12	12	64
Other (please specify):Child	1	0	1	0	0	2
Other (please specify):Extended foster care	1	3	0	0	0	4
Other (please specify):I am in independent living	1	1	0	1	0	3
Other (please specify):Scholarship Housing	0	0	1	0	0	1
Total	159	204	213	151	206	933

# Housing

After paying for your housing, do you still have enough for your other living expenses such as food, transportation, or utilities?						
	18	19	20	21	22	Grand Total
Yes	42	65	79	91	117	394
No	8	22	29	28	43	130
Declined	2	1	0	3	5	11
Do not know	3	1	3	1	3	11
Grand Total	55	89	111	123	168	546
Percent Yes (Does not include 'Declined' or 'Do not know')	84%	75%	73%	76%	73%	76%

Have you ever couch surfed or moved from house to house because you didn't have a permanent place to stay?						
	18	19	20	21	22	Grand Total
Yes	53	68	75	60	88	344
No	92	111	121	78	101	503
Declined	7	19	14	12	13	65
Do not know	7	5	3	2	4	21
Grand Total	159	203	213	152	206	933
Percent Yes (Does not include 'Declined' or 'Do not know')	37%	38%	38%	43%	47%	41%

How many times were you homeless in the past year?							
	18	19	20	21	22	Grand Total	%
None	132	151	144	103	136	666	71%
One night	0	1	3	2	2	8	1%
More than one night but less than one week	3	12	9	8	10	42	5%
At least one week but less than one month	4	9	9	10	12	44	5%
At least one month but less than three months	5	9	13	6	15	48	5%
At least three months but less than six months	6	7	11	5	13	42	5%
At least six months but less than 1 year	3	4	5	9	6	27	3%
At least one year	4	1	12	5	9	31	3%
Declined	0	4	1	2	0	7	1%
Do not know	2	5	6	2	3	18	2%
Grand Total	159	203	213	152	206	933	



# Financial & Transportation

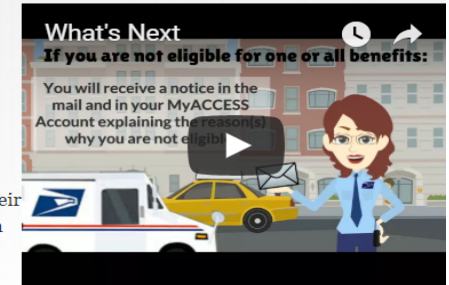
Currently are you receiving public food assistance?						
	18	19	20	21	22	Grand Total
Yes	72	91	104	65	85	417
No	81	103	98	84	111	477
Declined	6	9	11	3	10	39
Grand Total	159	203	213	152	206	933
Percent Yes (Does not include 'Declined')	47%	47%	51%	44%	43%	46%

Currently are you receiving social security payments (Supplemental Security Income (SSI), Social Security Disability Insurance (SSDI), or dependents' payments)?						
	18	19	20	21	22	Grand Total
Yes	30	16	21	9	13	89
No	123	175	181	140	184	803
Declined	6	12	11	3	9	41
Grand Total	159	203	213	152	206	933
Percent Yes (Does not include 'Declined')	20%	8%	10%	6%	7%	10%

Did you know.... Young adults who turned 18 in licensed or unlicensed care may be eligible for Florida's food assistance program, cash assistance and/or Medicaid. To find out if you qualify – visit: [www.myflorida.com/accessflorida](http://www.myflorida.com/accessflorida)  
 Or call: Access Customer Call Center  
 1-866-762-2237 8am to 5pm Mon-Fri

## ACCESS Florida

Welcome to Florida  
 Department of Children and Families Automated  
 Community Connection to Economic Self Sufficiency (ACCESS). The ACCESS Florida system allows customers to connect with their public assistance information 24/7, through the online application and MyACCESS Account. The Economic Self-



Sufficiency Program helps to promote strong and economically self-sufficient communities by determining eligibility for food, cash and medical assistance for individuals and families on the road to economic recovery.

### Assistance Programs

The **Food Assistance Program** helps individuals and families purchase nutritional foods needed to maintain and promote good health. The **Temporary Cash Assistance** program provides financial assistance to pregnant women in their third trimester and families with dependent children to assist in the payment of rent, utilities and other household expenses. The **Medicaid Program** provides medical assistance to individuals and families to cover or assist in the cost of services that are medically necessary.

### Applying for Assistance

You may apply for assistance from any computer with an internet connection at <http://www.myflorida.com/accessflorida> or at one of our community partner sites. You may also complete a paper application that can be mailed, faxed or returned to your local **Customer Service Center**.

# Financial & Transportation

Do you have a reliable means of transportation to school and/or work?						
	18	19	20	21	22	Grand Total
Yes	120	147	162	117	165	711
No	25	36	31	30	22	144
Declined	8	14	9	5	13	49
Do not know	6	6	11	0	6	29
Grand Total	159	203	213	152	206	933
Percent Yes (Does not include 'Declined' or 'Do not know')	83%	80%	84%	80%	88%	83%

Do you currently have an open bank account, such as a checking or savings account?						
	18	19	20	21	22	Grand Total
Yes	114	145	155	114	149	677
No	39	42	48	34	46	209
Declined	6	14	8	4	11	43
Do not know	0	2	2	0	0	4
Grand Total	159	203	213	152	206	933
Percent Yes (Does not include 'Declined' or 'Do not know')	75%	78%	76%	77%	76%	76%

**New in 2018:** Youth/Young adults are to be provided information on the *"Finance Your Future"* financial literacy program:

- 1- During the development of the Transition Plan
- 2- If receiving Aftercare Services and Financial literacy is an identified service need.



## Finance Your Future

is the Department of Financial Services' online financial literacy program for teens, parents, teachers and other adults.

This fun, comprehensive and interactive course teaches important financial skills in these eight areas:

- Budgeting & Saving • Credit Cards • Banking • Credit Reports & Credit Scores
- Debt • Fraud & Scams • Insurance & Benefits • Life Events

Teachers can use the educator platform to assign and assess lessons for seamless integration into the classroom.

[FinanceYourFuture.MyFloridaCFO.com](http://FinanceYourFuture.MyFloridaCFO.com)



# Health & Well-Being

Currently are you on Medicaid?						
	18	19	20	21	22	Grand Total
Yes	123	167	167	106	140	703
No	18	16	21	30	40	125
Declined	4	8	9	4	10	35
Do not know	14	12	16	12	16	70
Grand Total	159	203	213	152	206	933
Percent Yes (Does not include 'Declined' or 'Do not know')	87%	91%	89%	78%	78%	85%

The Medicaid Program provides medical assistance to cover or assist in the cost of services that are medically necessary.

If you turned 18 in licensed or unlicensed foster care and you are not yet age 26, you may be eligible for Medicaid.

To find out if you are eligible for Medicaid:

Online: [www.myflorida.com/accessflorida](http://www.myflorida.com/accessflorida)

Or call: Access Customer Call Center

1-866-762-2237 8am to 5pm Mon-Fri

Have you ever given birth to or fathered any children that were born?						
	18	19	20	21	22	Grand Total
Yes	18	20	43	35	54	170
No	76	92	76	69	81	394
Declined	1	5	3	2	1	12
Grand Total	159	203	213	152	206	933
Percent Yes (Does not include 'Declined')	11%	10%	20%	23%	26%	18%

Have you received family planning counseling or services during the past two years?						
	18	19	20	21	22	Grand Total
Yes	29	21	11	7	8	76
No	108	160	181	135	178	762
Declined	10	17	13	8	16	64
Do not know	12	5	8	2	4	31
Grand Total	159	203	213	152	206	933
Percent Yes (Does not include 'Declined' or 'Do not know')	21%	12%	6%	5%	4%	10%

# Health & Well-Being

Has there ever been a time during the past two years when you did not get medical care for a PHYSICAL HEALTH problem that you thought you needed?						
	18	19	20	21	22	Grand Total
Yes	15	14	19	24	26	98
No	120	157	171	116	162	726
Declined	11	18	13	6	10	58
Do not know	13	14	10	6	8	51
Grand Total	159	203	213	152	206	933
Percent Yes (Does not include 'Declined' or 'Do not know')	11%	8%	10%	17%	14%	12%

Has there ever been a time during the past two years when you did not get treatment for a MENTAL HEALTH problem that you thought you needed?						
	18	19	20	21	22	Grand Total
Yes	11	7	13	10	21	62
No	123	171	168	132	163	757
Declined	12	15	20	7	13	67
Do not know	13	10	12	3	9	47
Grand Total	159	203	213	152	206	933
Percent Yes (Does not include 'Declined' or 'Do not know')	8%	4%	7%	7%	11%	7%

Has there ever been a time during the past two years when you did not get DENTAL CARE that you thought you needed?						
	18	19	20	21	22	Grand Total
Yes	17	27	24	22	39	129
No	122	153	165	118	144	702
Declined	13	13	15	6	16	63
Do not know	7	10	9	6	7	39
Grand Total	159	203	213	152	206	933
Percent Yes (Does not include 'Declined' or 'Do not know')	12%	14%	13%	16%	21%	15%

In the past two years, were you confined in a jail, prison, correctional facility, or juvenile or community detention facility, in connection with allegedly committing a crime?						
	18	19	20	21	22	Total
Yes	48	49	38	31	35	201
No	93	135	159	112	151	650
Declined	16	18	15	9	17	75
Do not know	2	1	1		3	7
Total	159	203	213	152	206	933
Percent Yes (Does not include 'Declined' or 'Do not know')	34%	27%	19%	22%	19%	24%

# Connections

Currently is there at least one adult in your life, other than your caseworker, to whom you can go to for advice or emotional support?						
	18	19	20	21	22	Grand Total
Yes	133	166	173	122	167	761
No	21	28	28	26	29	132
Declined	5	9	12	4	10	40
Grand Total	159	203	213	152	206	933
Percent Yes (Does not include 'Declined')	86%	86%	86%	82%	85%	85%

Do you currently have a close relationship with any members of your biological family?						
	18	19	20	21	22	Grand Total
Yes	96	125	133	84	140	578
No	52	63	61	57	49	282
Declined	8	12	13	9	11	53
Do not know	3	3	6	2	6	20
Grand Total	159	203	213	152	206	933
Percent Yes (Does not include 'Declined' or 'Do not know')	65%	66%	69%	60%	74%	67%

## Florida's Independent Living Resource Center

1-844-ILYOUTH(844-459-6884)

[ILYOUTH@danielkids.org](mailto:ILYOUTH@danielkids.org)

Florida's Independent Living Resource Center opened in 2016. It was created to serve as an information clearinghouse to address all areas of Independent Living in Florida. As a free service, the I.L. Center provides information and referral services to youth, adoptive parents, former foster youth, teachers, mentors and social services professionals. The center also provides bi-annual statewide training opportunities for Independent Living professionals.

# Florida NYTD Survey: 2018

## *End of Report*

Questions about the survey, survey data or this report:

Please Contact – Cby25i (Connected by 25)

[Info@Cby25i.org](mailto:Info@Cby25i.org)

813-222-0099

