



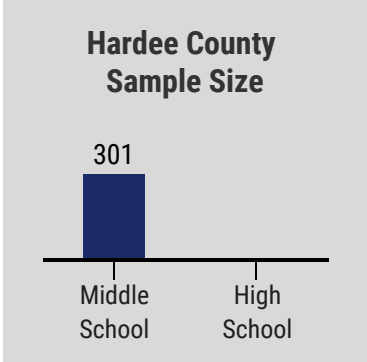
# 2022 Florida Youth Substance Abuse Survey

## Hardee County Report

### Survey Background

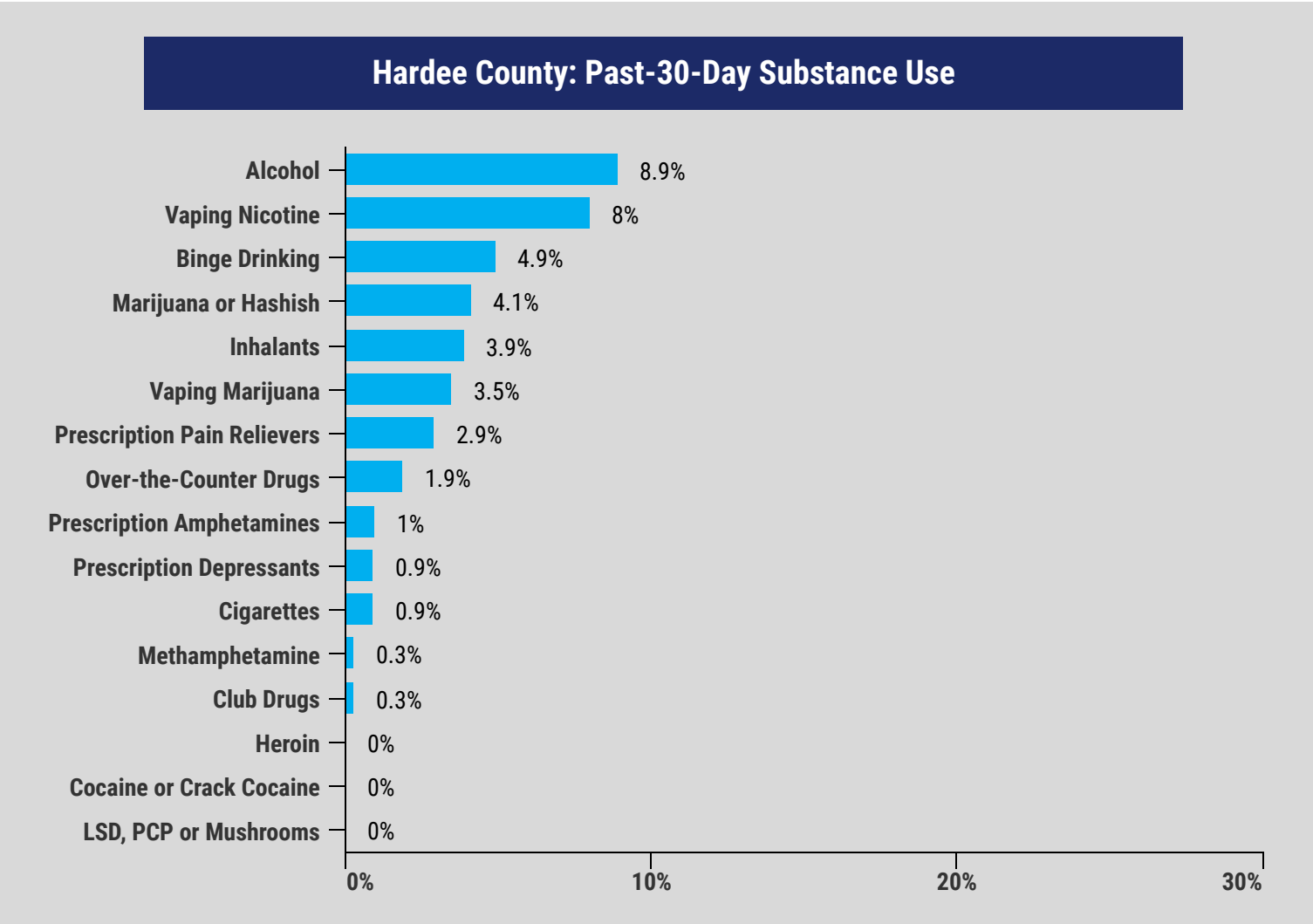
This report presents key findings from the 2022 Florida Youth Substance Abuse Survey (FYSAS) for Hardee County. Full FYSAS data tables for each county are available at the Florida Department of Children and Families (DCF) website. Detailed information on the survey's methodology is included in the FYSAS Statewide Report, which is also available at the DCF website.

The final Hardee County FYSAS sample included 301 middle school students. Not enough Hardee County high school students participated for inclusion in this report. The maximum margin of error is +/- 6.9 percentage points for middle school estimates.



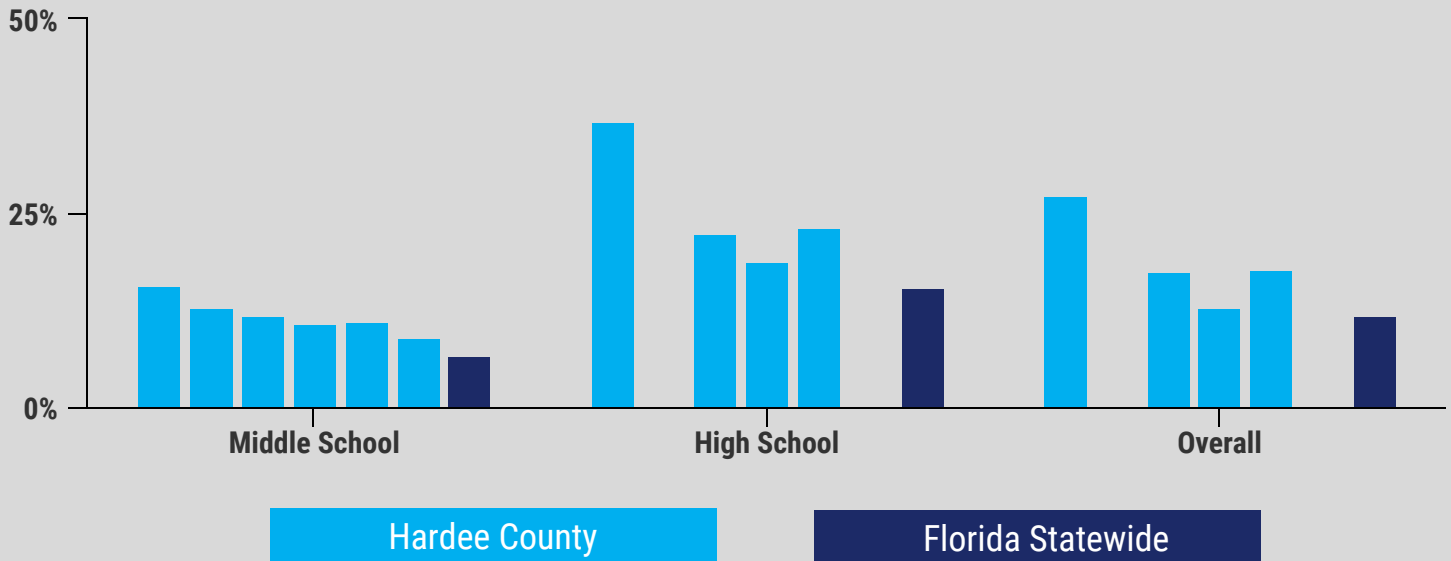
### Substance Use Among Hardee County Students

The graph below shows past-30-day substance use prevalence rates for middle school students. Past-30-day prevalence (whether a student has used a substance on one or more occasions within the past month) is the standard indicator of current use.



# Hardee County | Alcohol Use

## Past-30-Day Alcohol Use, Hardee County 2012-2022 and Florida 2022



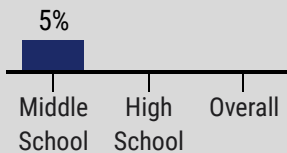
### Additional Data on Alcohol Use



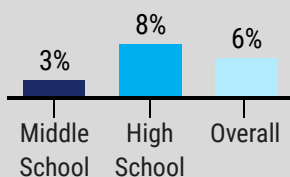
The FYSAS includes several indicators of drinking behaviors that are particularly dangerous for adolescents, including binge drinking (five or more drinks in a row within the past two weeks). Lifetime alcohol, which is the percentage of students reporting one or more occasions of use their lifetime, is an indicator of experimentation. The third set of graphs shows the percentage of students assigning a “great” risk of harm to daily alcohol use.

#### Binge Drinking

##### Hardee County

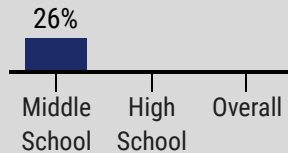


##### Florida Statewide

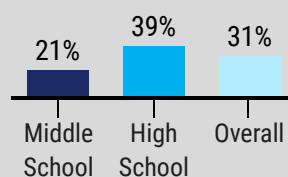


#### Lifetime Alcohol Use

##### Hardee County

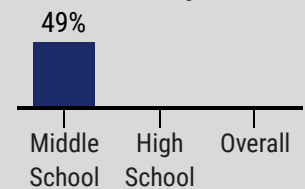


##### Florida Statewide

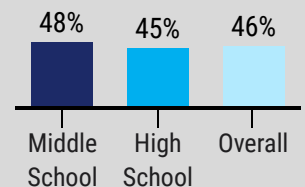


#### Great Risk of Harm

##### Hardee County

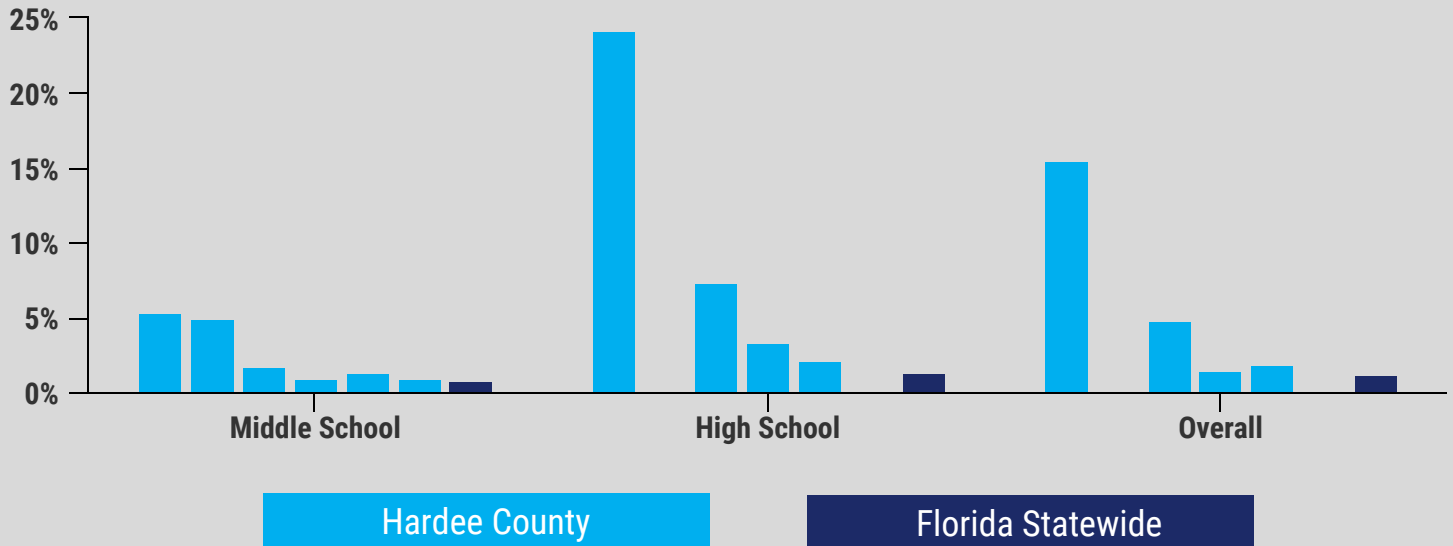


##### Florida Statewide



# Hardee County | Cigarette Use

## Past-30-Day Cigarette Use, Hardee County 2012-2022 and Florida 2022

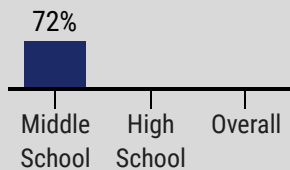


### Attitudes Towards Cigarette Use

The remarkable reduction in cigarette use among Florida students is driven, in part, by the norms and values youth hold about smoking. The first graphs below show the percentage of students who believe there is a "great" risk associated with daily cigarette use. Prevalence rates for personal disapproval of smoking, as well as perceptions of peer disapproval, are shown in the second and third graphs.

#### Great Risk of Harm

##### Hardee County

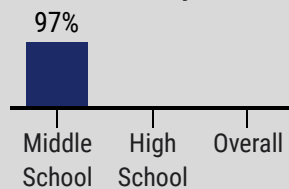


##### Florida Statewide



#### Personal Disapproval

##### Hardee County

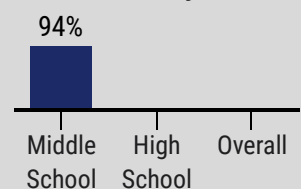


##### Florida Statewide

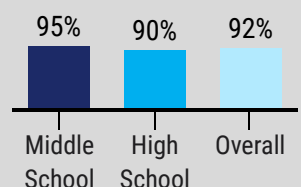


#### Peer Disapproval

##### Hardee County

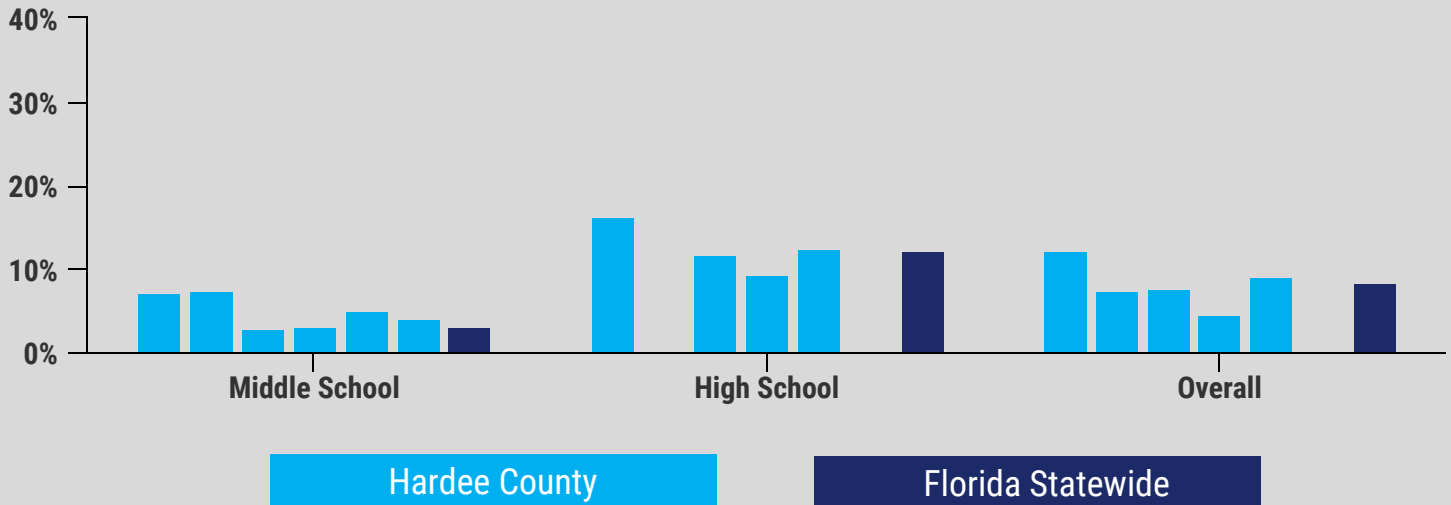


##### Florida Statewide



# Hardee County | Marijuana Use

## Past-30-Day Marijuana Use, Hardee County 2012-2022 and Florida 2022

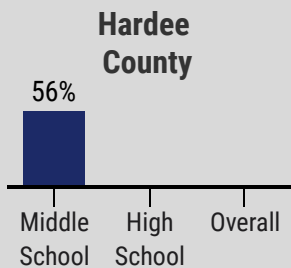


### Additional Data on Marijuana Use

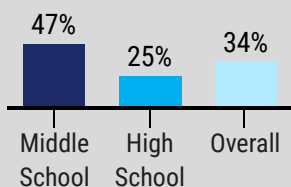


The first set of graphs shows the percentage students who assigned a “great” risk of harm to using marijuana once or twice a week. The second set of graphs shows the percentage of students who said that their friends think it would be “wrong” or “very wrong” to smoke marijuana. Peer disapproval is strongly associated with lower rates of substance use. The third set of graphs shows the percentage of students who reported smoking marijuana before or during school on one or more occasions in the past 12 months.

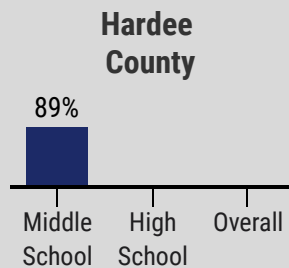
#### Great Risk of Harm



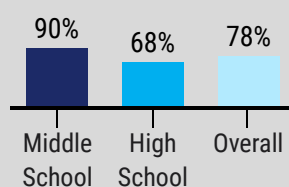
#### Florida Statewide



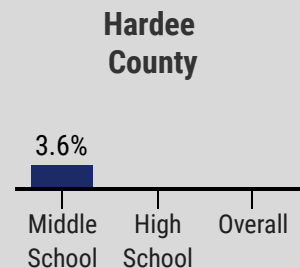
#### Peer Disapproval



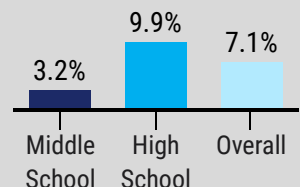
#### Florida Statewide



#### Before or During School



#### Florida Statewide

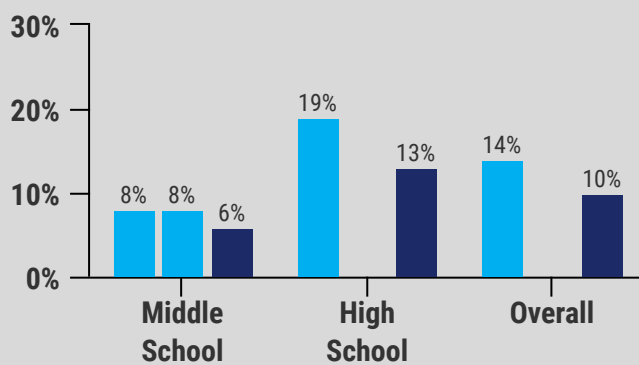


# Hardee County | Vaping

## Nicotine Vaping and Marijuana Vaping

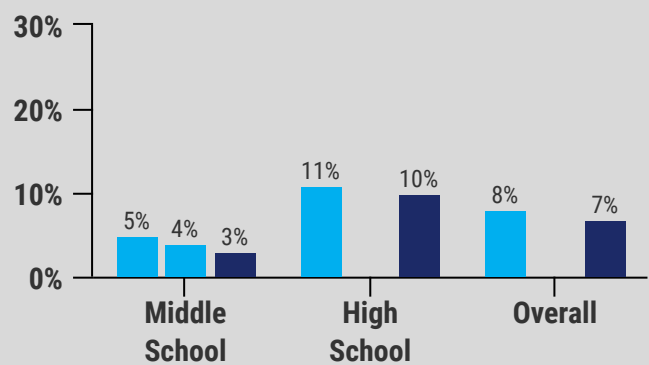
Vaping has rapidly emerged, both within Florida and across the nation, as one of the most prevalent forms of adolescent substance use. In 2020, new items that distinguish between nicotine vaping and marijuana vaping were added to the FYSAS questionnaire. The graphs below show the percentage of students reporting one or more occasions of vaping nicotine and vaping marijuana within the past 30 days. For Hardee County, the graphs show the change in vaping prevalence rates between 2020 and 2022. Comparison data for Florida as a whole are shown for 2022.

### Past-30-Day Nicotine Vaping



Hardee County 2020-2022

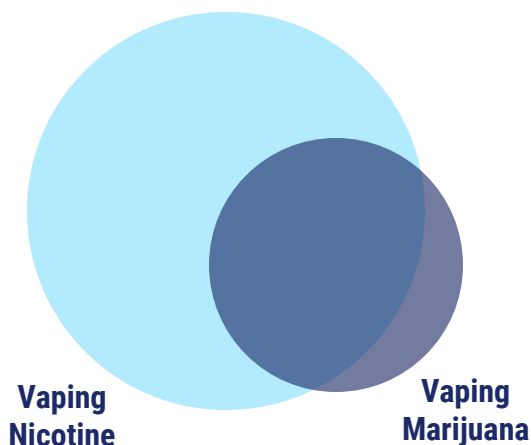
### Past-30-Day Marijuana Vaping



Florida Statewide 2022

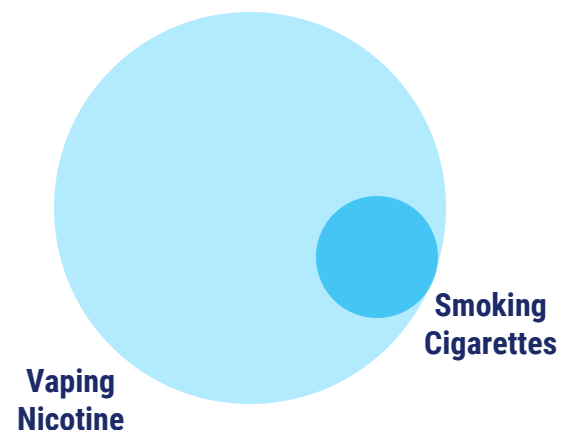
## Nicotine and Marijuana Vaping Overlap

Vaping isn't just a nicotine delivery system. **36%** of Hardee County students who vape nicotine also vape marijuana, and **83%** of students who vape marijuana also vape nicotine.



## Vaping Nicotine and Smoking

The majority of students who vape nicotine did not transition from smoking cigarettes. Their vaping is independent of cigarette use. Only **12%** of Hardee County students who vape nicotine also smoke cigarettes.

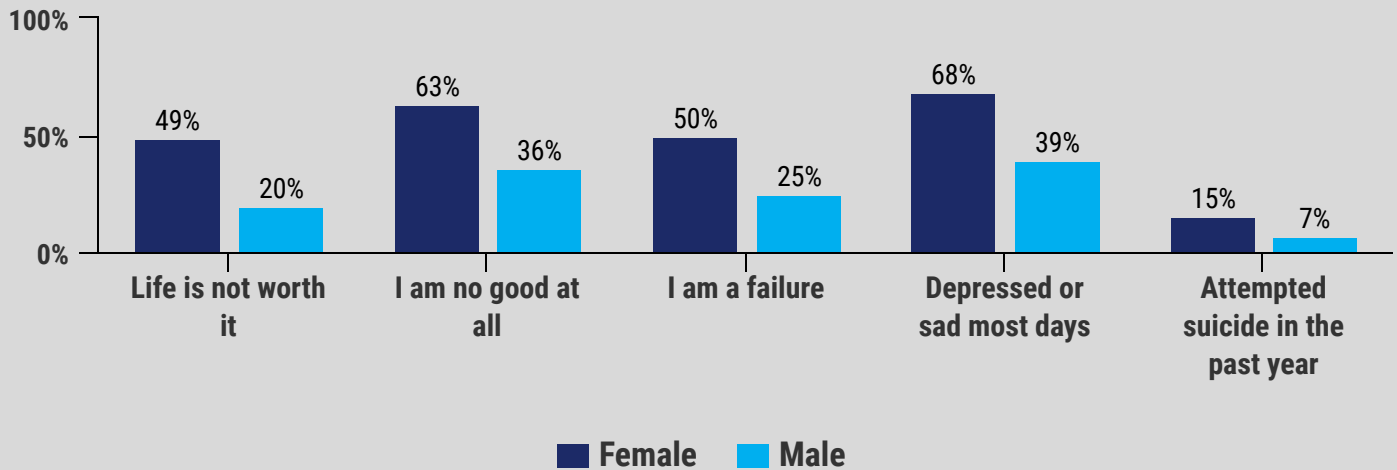


# Hardee County | Emotional Health

## Depression and Suicide

The FYSAS asks students about four symptoms of depression. (Please note that positive answers to these questions do not constitute a clinical diagnosis of depression.) Female students are more likely than male students to report these symptoms. The 2022 questionnaire also included a new item addressing suicide. Female students are also more likely than male students to report attempting suicide on one or more occasions in the past year.

### Percentage of Hardee County students reporting symptoms of depression and one or more suicide attempts within the past year



## The COVID-19 Pandemic

The 2022 FYSAS questionnaire asked Hardee students to describe how their emotional health (level of stress, anxiety, and depression) was impacted by the COVID-19 pandemic. Female students were more likely to report a negative change during the pandemic, including **25%** who said their emotional health has gotten "a lot worse."

### How has the emotional health (level of stress, anxiety, and depression) of Hardee County students changed during the COVID-19 pandemic?

