



ADOPTION INCENTIVE

ANNUAL REPORT

Department of Children and Families

Office of Child Welfare

November 15, 2017

Mike Carroll

Secretary

Rick Scott

Governor

Table of Contents

Purpose.....	4
Comprehensive Baseline Assessment	5
2017 Adoption Baseline Data.....	6
Adoption Incentive Program	19
Conclusions.....	22

Attachments:

Adoption Incentive Annual Report

Appendix A.....	Total Adoptions and the Number of Families who Adopted 1 or more Children
Appendix B.....	Total Adoptions & Percent Change in Total Number of Adoptions
Appendix C	Number of Children Who are Eligible for Adoption Who Were Adopted & Percent of Eligible Children
Appendix D.....	Length of Stay from Last Removal to Termination of Parental Rights & Termination of Parental Rights to Adoption
Appendix E.....	Number of Adoptions Finalized Within 5 months of Termination of Parental Rights
Appendix F.....	Number of Children Who Were Available (Post-Termination of Parental Rights) for 24 months or Longer
Appendix G.....	Number of Children Adopted Ages 14- to 17-Years-Old
Appendix H.....	Number of Children Who Were Placed in a Group Home for a Minimum of 30 Days Within the Year Preceding Placement for Adoption

Adoption Incentive Program Outcomes

Appendix I	Performance Measure 1: Number of Children Whose Adoptions Finalized Within 5 months of Termination of Parental Rights
------------------	---

- Appendix J.....Performance Measure 2: Number of Children Who
Were Available for Adoption (Post-Termination of Parental
Rights) for 24 months or Longer
- Appendix K.....Performance Measure 3: Number of Children Adopted Ages
14- to 17-Years-Old
- Appendix L.....Performance Measure 4: Number of Children Who Were Placed
in a Group Home for a Minimum of 30 Days Within the Year
Preceding Placement for Adoption

Annual Adoption Survey

Post Communication Survey

Purpose

The Adoption Incentive Program is intended to improve the achievement of permanency, stability, and well-being for children residing in foster care through the development of specific and measurable performance standards. Section 409.1662(4), Florida Statutes, requires the Florida Department of Children and Families (Department) to provide an annual report to the Governor and Legislature of the established negotiated targets, outcomes achieved, and incentive payments made to each Community-Based Care (CBC) Lead Agency during the previous state fiscal year.

Section 409.1662(2)(a), Florida Statutes, requires the completion of a baseline assessment of performance in the areas listed below. In establishing the baseline assessment, some limitations to available data exist, which are described throughout this report. The most recent five years of available data were evaluated for the following adoption performance areas:

1. The number of families attempting to adopt children from foster care and the number of families completing the adoption process.
2. The number of children eligible for adoption and the number of children whose adoptions were finalized.
3. The length of time eligible children waited for adoption.
4. The number of adoptions that resulted in disruption or dissolution and the subset of those disrupted adoptions that were preventable by the CBC Lead Agency or the subcontracted provider.
5. The length of time taken to complete each phase of the adoption process.
6. The expenditures made to recruit adoptive homes and a description of any initiatives to improve adoption performance or streamline the adoption process.
7. The results of any specific effort to gather feedback from prospective adoptive parents, adoptive parents, children in the child welfare system, adoptees, and other stakeholders.
8. The use of evidence-based, evidence-informed, promising, and innovative practices in recruitment, orientation, and preparation of appropriate adoptive families; matching children with families; supporting children during the adoption process; and providing post-adoptive supports.

Comprehensive Baseline Assessment

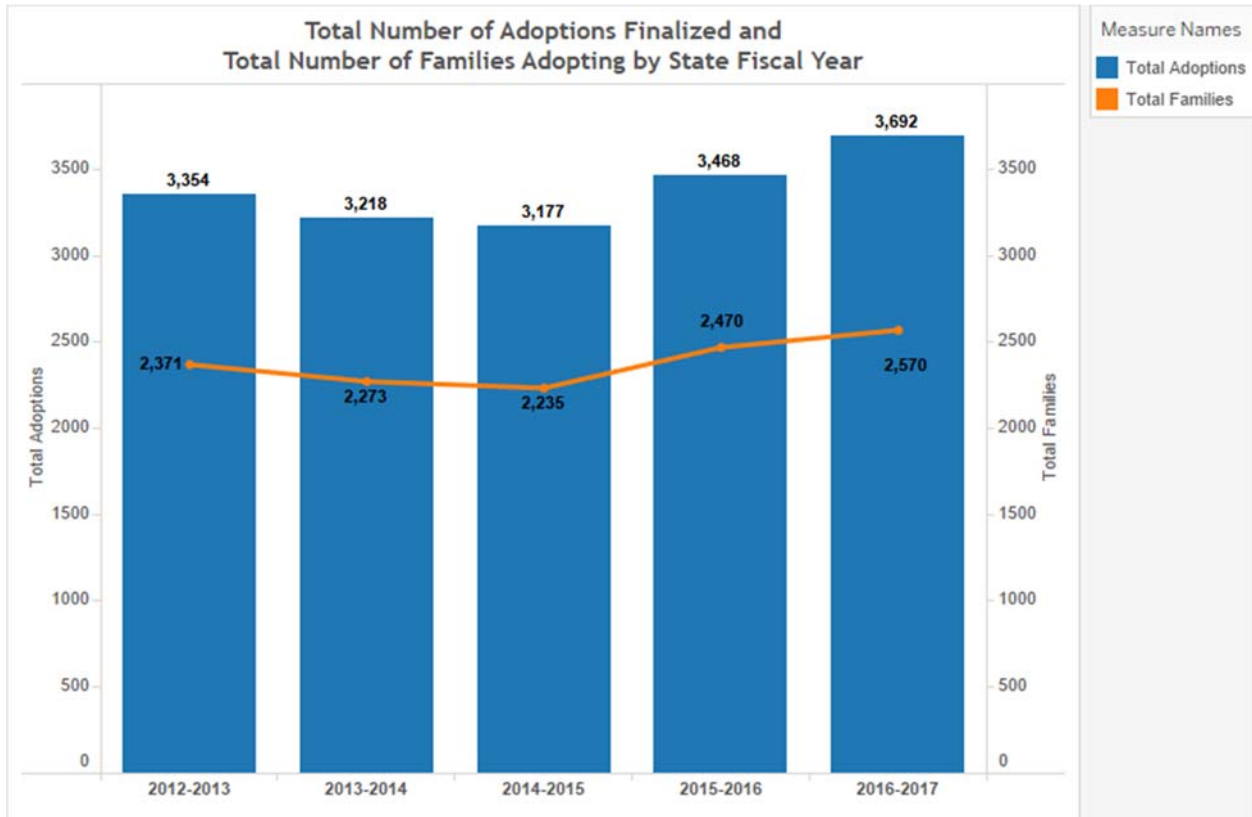
Per statutory requirements (section 409.1662(2)(a), Florida Statutes), the Department conducted a comprehensive baseline assessment of the eight required adoption performance areas. In addition, the Department further analyzed adoption trends and selected four additional areas of performance to assess, which include:

1. Children whose adoptions finalized within five months of termination of parental rights;
2. Children available for adoption 24 months or longer;
3. Children adopted between the age of 14- and 17-years-old; and
4. Children adopted who had been residing in group care for 30 days preceding their adoption placement.

Five years of available data were analyzed for each adoption performance standard. The data obtained from the baseline assessment was then used to assist in the determination of adoption outcomes for the State Fiscal Year (SFY) 2017-18 Adoption Incentive Program. To compile this report, available data was extracted from the Florida Safe Families Network (FSFN), which is Florida's child welfare system of record. Any variation in this data collection methodology is noted in the report.

2017 Adoption Baseline Data

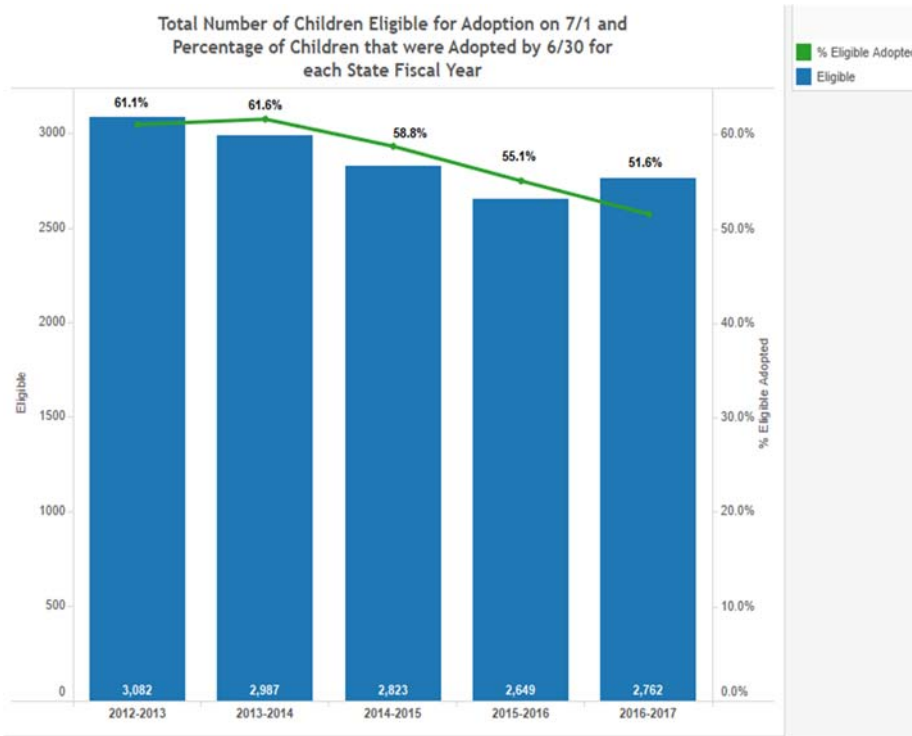
1. The number of families attempting to adopt children from foster care and the number of families completing the adoption process



The chart above depicts the total number of adoptions and the actual number of families who adopted at least one child each state fiscal year during the five-year assessment period. (See Appendices A and B for data at the CBC Lead Agency level.)

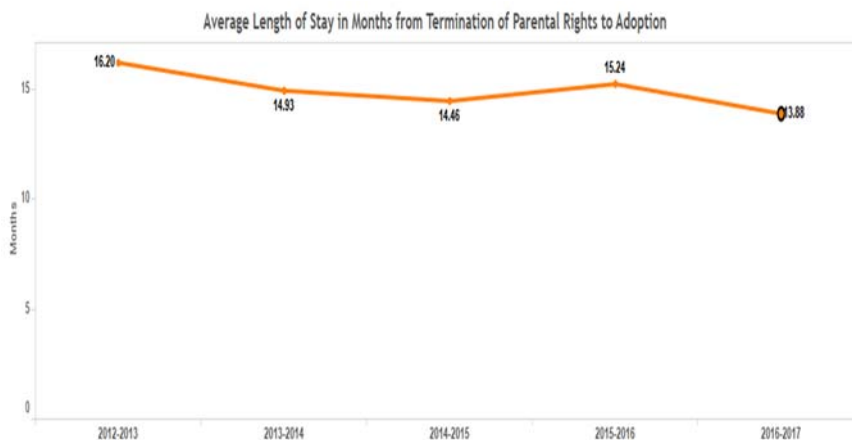
Between SFY 2012-13 and SFY 2016-17, the Department averaged 3,382 finalized adoptions annually, and the number of families who adopted one or more children from foster care averaged 2,384. The implementation of the Adoption Benefits Program for State and Other Qualifying Employees found in section 409.1664, Florida Statutes, and the Adoption Incentive Program located in section 409.1662, Florida Statutes, were potential factors that contributed to the rise in the total number of adoptions and the number of families adopting from the foster care system for SFY 2016-17.

2. The number of children eligible for adoption and the number of children whose adoptions were finalized



The chart to the left illustrates the overall trend in the number of children eligible for adoption on July 1 of the particular fiscal year and the subset of those children who were subsequently adopted by June 30 of that fiscal year. Since SFY 2015-16, the percent of children adopted has increased by .05%. (See Appendix C for CBC Lead Agency level data.)

3. The amount of time eligible children waited for adoption



In Florida, children are not eligible for adoption until the parental rights of their legal and/or biological parents have been terminated. The chart to the left represents the average length of time from the termination of parental rights (TPR) to finalized adoption for children who have a finalized adoption during the five-year baseline

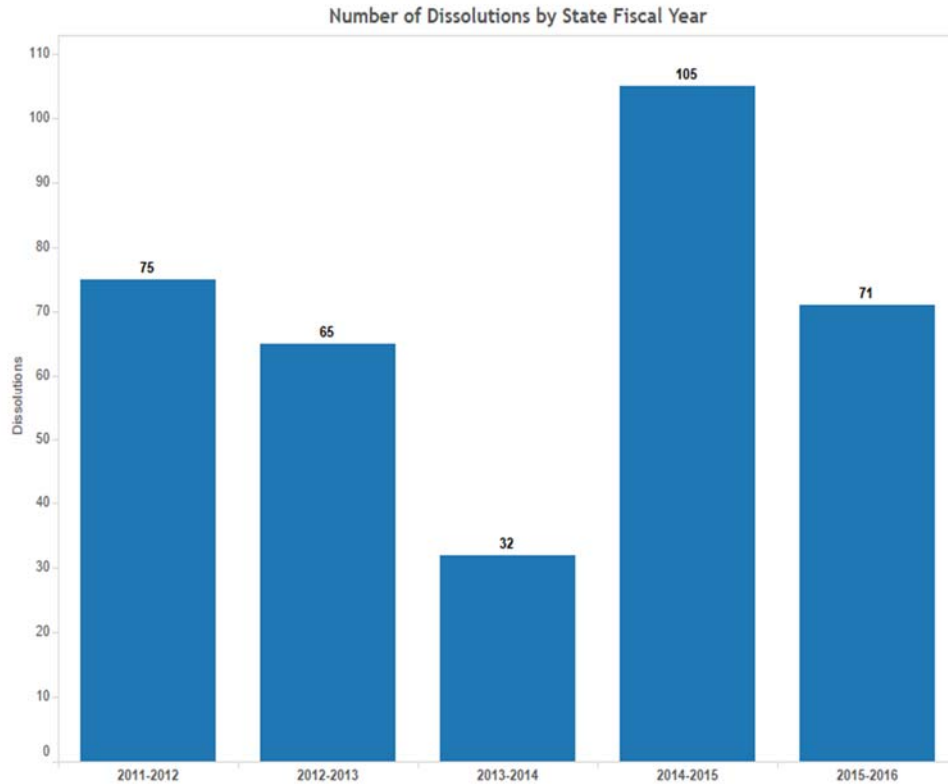
assessment period. The chart above shows that the statewide average for the length of time from TPR to adoption finalization decreased from 16.20 months to 13.88 months between SFYs 2012-13 and SFY 2016-17. (See Appendix D for CBC Lead Agency level data.)

4. The number of adoptions that resulted in disruption or dissolution and the subset of those disrupted adoptions that were preventable by the CBC Lead Agency or the subcontracted provider

Number of Total and Preventable Disruptions October 4, 2016 through June 30, 2017			
Primary Agency	Number of Preventable Disruptions	Total Disruptions	Percent Preventable
C 1 FamiliesFirst Network	9	10	90.00%
C 2 & 14 Big Bend CBC	8	11	72.73%
C 3 & 8 Partnership Strong Families	5	5	100.00%
C 4 Clay - Kids First Florida		1	0.00%
C 4 Family Support Svcs North Fla	7	28	25.00%
C 5 Kids Central, Inc.	3	10	30.00%
C 6 Eckerd Community Pinellas/Pasco	11	17	64.71%
C 7 Community Partnership Children	2	2	100.00%
C 7 St. Johns Family Integrity	2	2	100.00%
C 9 CBC Central Fla Orange-Osceola	9	9	100.00%
C 11 & 16 Our Kids	2	6	33.33%
C 12 Sarasota Safe Children Coalition	3	3	100.00%
C 13 Eckerd Community Hillsborough	3	3	100.00%
C 15 ChildNet Palm Beach	8	10	80.00%
C 17 ChildNet Broward	1	2	50.00%
C 18 Brevard Family Partnership	1	1	100.00%
C 19 Devereux CBC	3	3	100.00%
C 20 Children's Network of SW Fla	7	7	100.00%
Statewide	84	130	64.62%

Source: OCWDRU Report #1219 - Expressed Intent to Adopt Withdrawn

The above chart shows a listing of the total disruptions and those that were preventable by the CBC Lead Agency or the subcontracted provider. A preventable disruption is defined as a family withdrawing their expressed intent to adopt due to the family no longer being interested in adoption prior to the adoption being finalized. The data displayed depicts disruptions from the last reporting period until the end of SFY 2016-2017. This reporting period was selected to align future data reporting periods with the SFY. As represented above, there were a total of 84 preventable disruptions out of the 130 disruptions documented statewide.



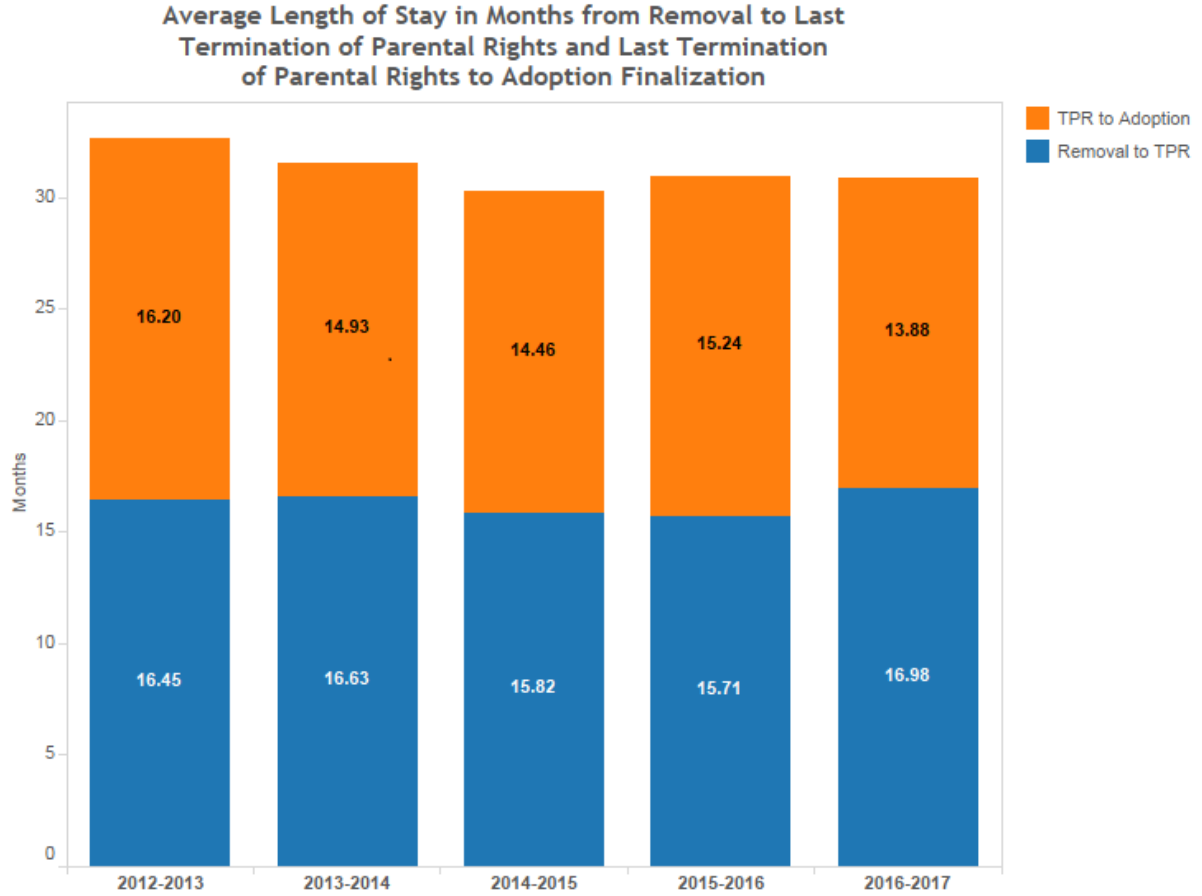
Section 65C-16.001(12), Florida Administrative Code, defines dissolution as the return of a child to out-of-home care and the subsequent termination of the parental rights of the adoptive parents. Dissolutions continue to be tracked manually by the CBC Lead Agencies and the Department's Statewide

Adoption Program Specialist. The chart above reflects the number of adoption dissolutions for each SFY. As displayed above, SFY 2014-15 was the highest among the last five state fiscal years with a total of 105 dissolutions statewide. CBC Lead Agencies reported that often adoptions that occurred years ago when the child was a younger age are the population of children who are now having dissolutions. This subset of children are now adolescents, and their adoptive parents are unable to manage their behaviors.

5. The time taken to complete each phase of the adoption process

There are two clear phases of the adoption process. The first phase of the adoption process is the time between the removal of the child from his/her biological and/or legal parents to the termination of paternal rights of both parents. The second phase of the adoption process begins with the termination of parental rights of both parents and ends with the finalized adoption of the child.

The chart below displays the length of time to complete each phase of the adoption process during the last five state fiscal years, as well as the total length of time to reach adoption completion. (See Appendix D for CBC Lead Agency level data.) In SFY 2016-2017, there was a slight decrease in time from removal to adoption by .08 months.



Although, there has been a slight increase in the length of time from removal to TPR for SFY 2016-2017, there has been a decrease in the time from TPR to adoption to 13.88 months. This decrease has led to an overall decrease in the time it takes to complete the adoption process to 30.87 months.

6. The expenditures made to recruit adoptive homes and a description of any initiative to improve adoption performance or streamline the adoption process

CBC Lead Agencies and their subcontracted providers utilized foster and adoptive parent support groups, churches, community fairs, local media outlets, and social media to recruit adoptive homes for available children throughout the state. From October 2016 through June 2017, 15 of the 19 CBC Lead Agencies covering Florida’s 20 judicial circuits reported use of Department contracted dollars, grants, and in-kind donations for the recruitment of adoptive homes in the amount of \$97,568.74.

Expenditures for Adoption Related Activities, October 4, 2016 through June 30, 2017

Lead Agency	# Child Specific	Child Specific Expenditures	# General	General Expenditures	Targeted		Other Expenditures	Total Events	Total Expenditures
					# Targeted Population	Population Expenditures			
C 1 FamiliesFirst Network	161	\$10,700.00	14	\$2,300.00	2	\$0.00		177	\$13,000.00
C 2 & 14 Big Bend CBC	7	\$4,384.47	12	\$12,775.52				19	\$17,159.99
C 3 & 8 Partnership Strong Families	12	\$28.70	32	\$0.00	1	\$0.00		45	\$28.70
C 4 Family Support Svcs North Fla	18	\$3,510.00	20	\$2,600.00	8	\$2,050.00		46	\$8,160.00
C 5 Kids Central, Inc.	1	\$0.00						1	\$0.00
C 6 Eckerd Community Pinellas/Pasco			35	\$0.00	11	\$3,473.97	1	\$20,743.00	\$24,216.97
C 7 St. Johns Family Integrity	1	\$0.00						1	\$0.00
C 10 Heartland for Children	5	\$305.00	10	\$0.00	4	\$0.00		19	\$305.00
C 12 Sarasota Safe Children Coalition			4	\$680.32	1	\$0.00		5	\$680.32
C 13 Eckerd Community Hillsborough	37	\$2,159.81	4	\$19,530.27	6	\$755.61		47	\$22,445.69
C 15 ChildNet Palm Beach	1	\$91.94	3	\$1,672.13	1	\$2,000.00		5	\$3,764.07
C 17 ChildNet Broward			1	\$350.00	1	\$2,525.00	2	\$3,200.00	\$6,075.00
C 18 Brevard Family Partnership			3	\$658.00				3	\$658.00
C 19 Devereux CBC	14	\$0.00	50	\$0.00	4	\$0.00	2	\$0.00	\$0.00
C 20 Children's Network of SW Fla			7	\$1,075.00				7	\$1,075.00
Statewide	257	\$21,179.92	195	\$41,641.24	39	\$10,804.58	5	\$23,943.00	\$97,568.74

Source: OCWDRU Report #1221 - Adoption Recruitment Activities

7. The results of any specific effort to gather feedback from prospective adoptive parents, adoptive parents, children in the child welfare system, adoptees, and other stakeholders

The Department, in conjunction with the CBC Lead Agencies, conducted an Annual Adoption Survey to gather feedback from prospective adoptive parents, children in the child welfare system, adoptees, and other stakeholders between November 2016 and May 2017.

The survey inquired about the participants' overall adoption experience, the quality and timeliness of services, and post-adoption services/supports in their area. A total of 705 responses were received. A copy of the survey instrument is attached to this report, as well as the outcomes.

Overall, participants reported that their CBC Lead Agencies excelled in three areas: the timely completion of the adoption home study, offering transparency during the adoption process, and responsiveness to questions. The majority of participants expressed that the CBC Lead Agencies could improve in the following areas: negotiating adoption subsidy, post-adoption services/supports, and assistance in accessing post-adoption services/supports.

The Department, in conjunction with the CBC Lead Agencies, also conducted a Post Communication Survey from June 2017 - September 2017, to gather feedback from families that requested and received services as a result of the One-Year Post Communication Contact requirement outlined in section 39.812(6), Florida Statutes.

The intent of the survey was to determine what types of services were received by the family and the quality of those services. While 708 families were provided the survey, there were a total of 35 responses received. A copy of the survey instrument is attached to this report as well as the outcomes.

Based on the total number of survey participants, approximately 50% documented receiving Post-Adoption Services and Supports. The most common service requested by adoptive families was assistance with adoption subsidy and Medicaid. Due to the limited number of responses received, the Department is unable to determine statewide trends regarding post adoption services and supports. Nonetheless, the Department continues to offer bi-annual statewide trainings, as well as trainings to CBC Lead Agencies, Case Management Organizations, and adoptive parents on topics that include maintenance adoption subsidy, Medicaid, and post adoption services and supports.

8. The use of evidence-based, evidence-informed, promising, and innovative practices in recruitment, orientation, and preparation of appropriate adoptive families, matching children with families, supporting children during the adoption process, and providing post-adoptive supports

CBC Lead Agencies throughout the state reported the use of various tools and practices used in the preparation of appropriate adoptive families, matching children, and providing post-adoption supports. Some commonly practiced recruitment activities utilized throughout the state by the CBC Lead Agencies and their subcontracted providers are:

[Heartland for Children](#)

Heartland hosts Adoption Information Nights. This is an orientation for families interested in adoption. The families are provided an overview of the adoption process and are informed of the age range and needs of the children available for adoption. This event occurs every other month. If a family is interested, they will be given an adoption packet to complete. There is a more formal appropriate selection of families being enrolled in an upcoming Adoption 101 Class, which typically occurs within two weeks of Adoption Information Night.

The “Pray for Me” Initiative displays a photo of a child/sibling group with a brief narrative sign next to the photo simply asking the local church to come together and pray that the child will find a forever family. Heartland has requested that the church place the display in a visible area of the church for at least one month. The display is then rotated to another church.

Heartland has also invested approximately \$29,000 to incorporate NEO-PI-3 Screening. NEO PI-3 is a validated personality inventory that has been used in counseling and clinical settings, business and industrial settings, and for psychological research. The tool has been integrated into Heartland’s adoptive family screening and preparation process. The tool assesses families’ relational style and personality characteristics. Through better matching and preparation, Heartland hopes to reduce adoption disruptions over time. This screening provides important information about the families’ abilities to provide for children with special needs and enables them to maximize their family relational space as a healing space for therapeutic parenting.

[Eckerd Community Alternatives-Hillsborough](#)

Eckerd Community Alternatives-Hillsborough is utilizing Survey Monkey to assist the Adoption Recruitment Team in determining which families are open to exploring the population of available youth. Families interested in available youth are invited to attend Professional Parenting Training (PPT). Surveys are completed again at the end of Adoption PPT for priority order according to section 65C-16.004(6), Florida Administrative Code.

[Eckerd Community Alternatives-Pasco Pinellas](#)

Eckerd Community Alternatives-Pasco Pinellas has a Foster and Adoptive Task Force. The Foster Adoptive Task Force provides a forum for Pasco and Pinellas counties’ Judges, Child Protective Investigators, Case Management staff, Post Adoption staff, and Guardian ad Litem staff to partner to improve the system of care through positive communication, advocacy, and education for the best interest of their children and families. The task force supports foster and adoptive parents within the child welfare system by completing the following:

- Serving as a conduit for information between caregivers and providers,
- Tracking and learning from the issues presented,
- Providing guidance and recommendations on system enhancements for the issues requiring system-wide resolution, and
- Expanding the scope of the board to include serving counselors, Foster Care Review Panels, and the Guardian Ad Litem Program.

[ChildNet Palm Beach](#)

ChildNet Palm Beach has begun outreach to their local faith community for recruitment. Pictures, biographies, and staff presentations about a single child or sibling group are presented to local churches and the congregation “adopts” a child. The church prays for and invests in the youth. ChildNet has reported that three children have been connected to churches. One child has been placed with a church member with the intent to adopt and the church is currently providing assistance to adoption staff to locate an adoptive home for a sibling group of two.

[Partnership for Strong Families](#)

Partnership for Strong Families partnered with a local artist to develop the Made New Arts Initiative. The initiative provides year-round art classes designed to empower youth, particularly those in foster care, by exposing them to the healing power of the creative arts. The artwork has been used as a tool for recruitment online and to give the local community a different perception of children in foster care.

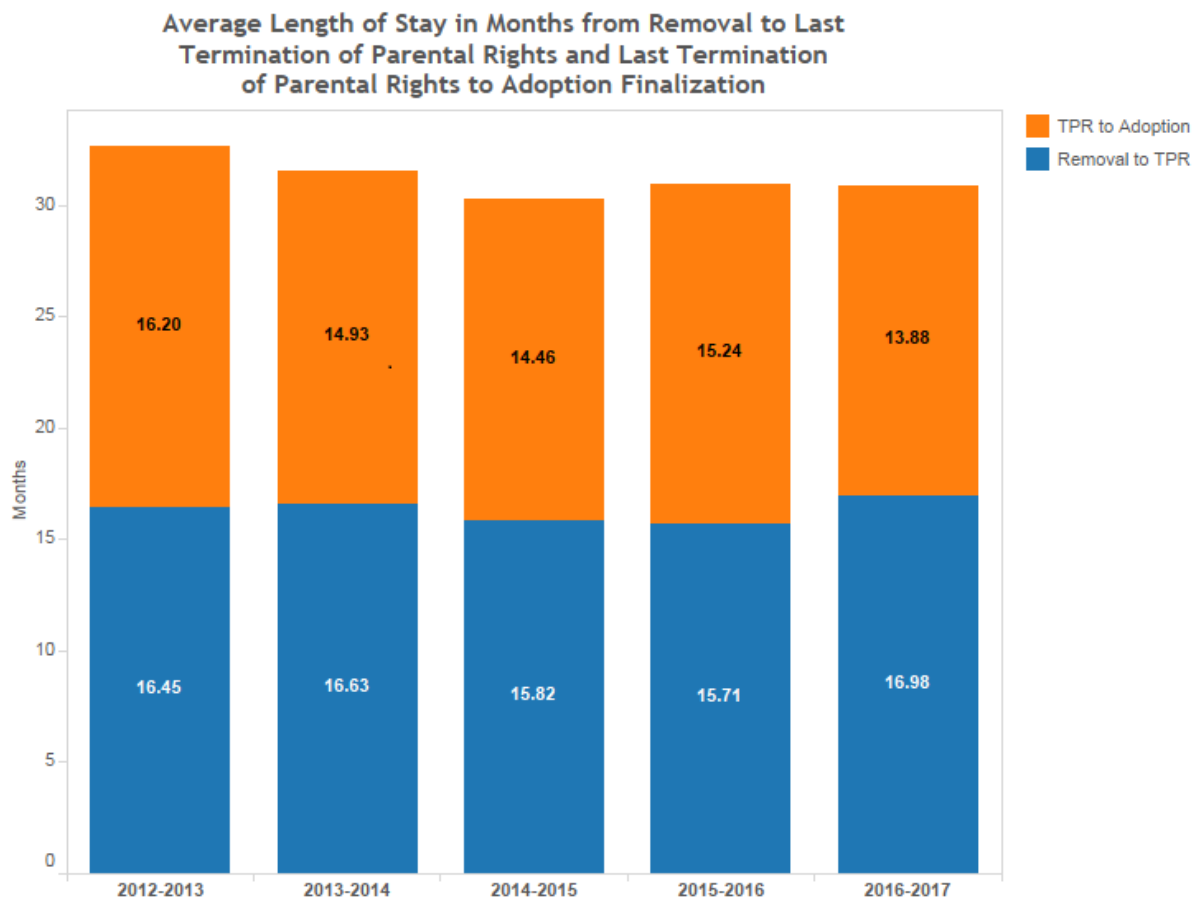
[Families First Network](#)

Families First Network (FFN) is using the Casey Family Program to incorporate Rapid Permanency Reviews (RPRs). RPRs are a structured, in-depth professional case consultation with regular follow-ups. Each case identified is staffed to develop and implement an action plan to expedite legal permanency for a child in care. The focus is on improving practice (identifying bottlenecks) and addressing systemic barriers to expedite permanency. FFN used RPRs to focus on children who have been in care for 24 months or longer with a goal of adoption or for those who have been permanently placed in the custody of the Department for the purpose of adoption and have resided in their current placement for more than six months.

Adoption Trends and Findings

During SFY 2016-17, Florida experienced its highest number of adoptions within the last five years, achieving 3,692 adoptions. The following data depicts adoption trends and additional detail regarding the children who reach adoption finalization. The data provided also will continue to explore some of the characteristics of those eligible children who are waiting to achieve permanency through adoption.

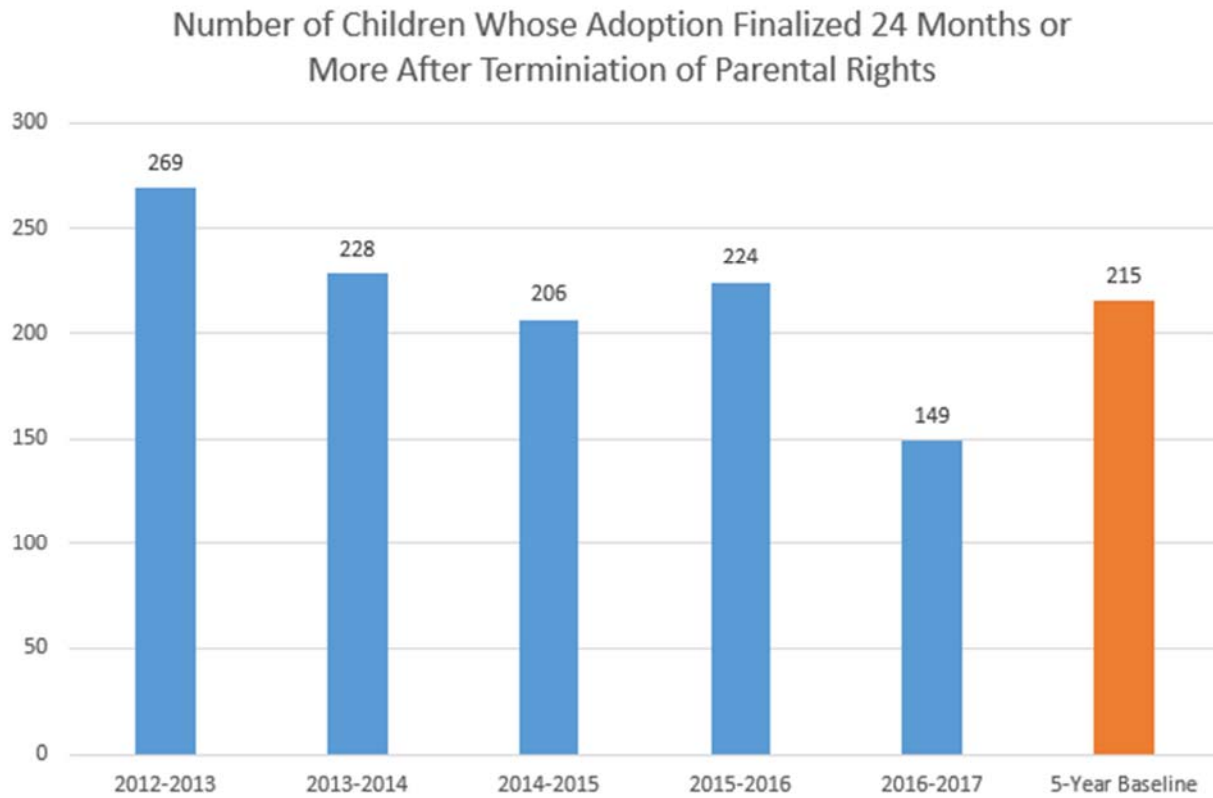
Length of Stay for Available Children



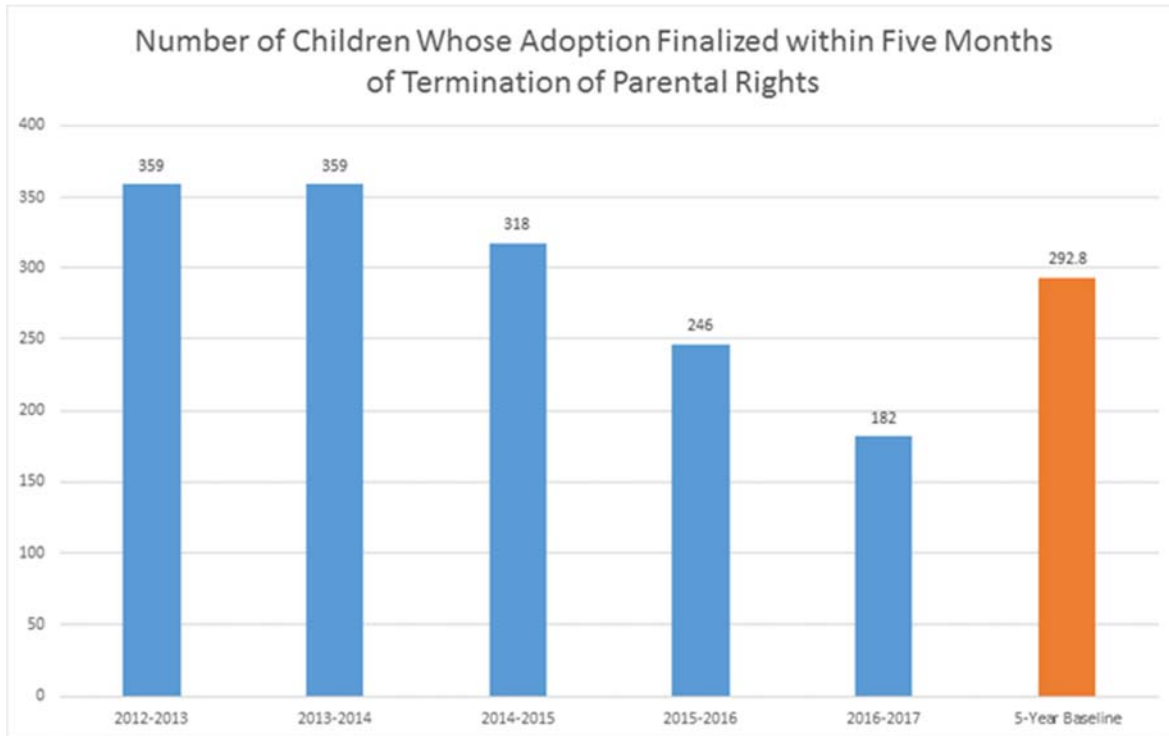
The chart above highlights the length of time from removal to legal termination of parental rights as well as from legal termination of parental rights to adoption finalization. State fiscal year 2016-2017 showed the lowest length of time from TPR to adoption at 13.88 months. (See Appendix D for CBC Lead Agency level data.)

“Children available for adoption” is defined as children whose biological and/or legal parent’s parental rights have been terminated. The following charts depict the statewide average for

children whose adoptions were finalized less than five months after TPR and those children who were available at least 24 months or longer and who have a finalized adoption. (See Appendices E and F for CBC Lead Agency level data.)



The chart above displays the of number of children who were adopted after being available for adoption for 24 months or longer. While in past years this number has fluctuated, the number of children adopted decreased from SFY 2015-2016 to SFY 2016-2017 by 75 youth.

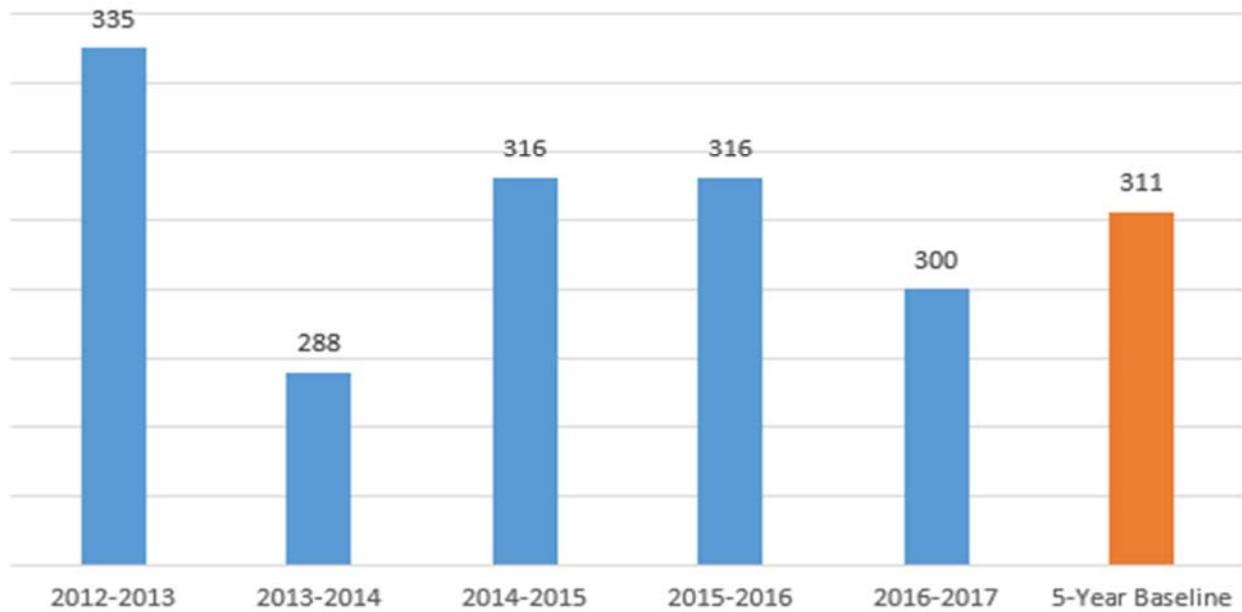


The chart above shows the number of children adopted within five months of the termination of their parents' parental rights has continued to decline for the past three state fiscal years, with a five-year average of 292.8 children.

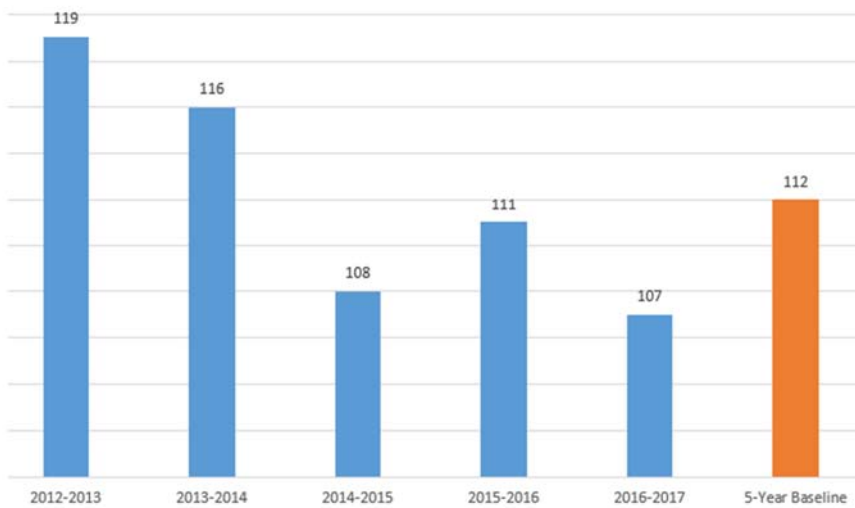
Age and Placement Setting at Finalization: Information and Findings

Over the course of SFY 2016-17, the Department finalized 3,692 adoptions. Children between the ages of 14-17 accounted for eight percent of all finalized adoptions in SFY 2016-2017. (See Appendix G for CBC Lead Agency level data.) The chart below shows a decline in the number of adoptions by 16 youth ages 14-17 from SFY 2015-2016 to SFY 2016-2017.

Number of Children Adopted Ages 14-17 Years Old



Number of Adopted Children who were Placed in a Group Home for a Minimum of 30 Days Within the Year Preceding Placement for Adoption



The chart to the left indicates that the number of children who were placed in group homes for 30 days within the year preceding their adoption placement has slightly increased.

Approximately three percent of all finalized adoptions within SFY 2016-17 had a child's last FSFN placement coded as group care.

These group care findings are consistent

with the observed data for the last two SFYs by the percentage of children who were adopted after having spent 30 days or more in group care. (See Appendix H for CBC Lead Agency level data)

Adoption Incentive Program SFY 2016-2017

Implementation

The Department is committed to finding permanent homes for children in foster care who cannot be safely reunited with their families. The Adoption Incentive Program is intended to improve the achievement of permanency, stability, and well-being for children residing in foster care through the development of specific and measurable adoption performance standards. Additionally, the program encourages the use of evidence-based, evidence-informed, promising, and innovative practices in the area of adoptions. More children being adopted from the child welfare system will not only improve the outcomes for those children but also avoid the greater expense of children remaining in foster care long term.

After reviewing the baseline data and trends, the Department believed there were four populations for whom achieving adoption finalization would be complex and challenging. Those populations were:

1. Children whose adoption finalized within five months of termination of parental rights;
2. Children available for adoption 24 months or longer;
3. Children adopted between the ages of 14- and 17-years-old; and
4. Children adopted who had been residing in group care for 30 days preceding their adoption placement.

The Department implemented a program in which the CBC Lead Agencies would receive incentive payments for achieving specified adoption performance standards. Individualized outcome-based agreements were negotiated with each CBC Lead Agency between October and November 2016. The 2016-2017 Adoption Incentive Program occurred from January 1, 2017, through June 30, 2017, and outcomes associated with the program are detailed below.

Process

Each CBC Lead Agency was allocated a maximum incentive amount to be earned based on the performance of three pre-selected, negotiated adoption performance standards. The maximum incentive amount to be earned was calculated based on a CBC's percentage of the total number of children served in out-of-home care. Of the three performance standards selected and negotiated, each adoption performance standard was worth one-third of the CBC Lead Agency's maximum incentive amount. Incentive payments were awarded for each adoption performance standard achieved based upon the obtainment of Tier I, Tier II, Tier III, and Tier IV of the negotiated targets. Each Tier was weighted a percentage of the maximum amount for that performance measure as follows:

Tier I = 25%

Tier II = 50%

Tier III = 75%

Tier IV = 100%

Required Adoption Performance Measures:

1. The number of children whose adoption finalized within five months of termination of parental rights.
2. Children available for adoption (post termination of parental rights) for 24 months or longer when adopted.

Supplemental Adoption Performance Measures (each CBC could select one additional measure):

1. Children who were adopted between the ages of 14 to 17 years old.
2. Children who were placed in a group home for a minimum of 30 days within the year preceding placement for adoption.

Outcome

The CBC Adoption Incentive Program encouraged CBC Lead Agencies to identify methods to improve their business processes and focus recruitment strategies on children more difficult to place for adoptions. As a result, there was an increase of 224 adoptions from SYF 2015-2016 to SYF 2016-2017. In addition, the CBC Lead Agencies were awarded \$1,243,156 through achieving adoptions associated with the performance measures outlined below.

Performance Measure 1: The number of children whose adoption finalized within five months of termination of parental rights.

Eighteen of the 19 CBC Lead Agencies achieved Tier IV status and were awarded \$709,684.67 collectively with Big Bend Community-Based Care achieving the highest total number of 44 adoptions. (See Appendix I for each CBC's target, number of adoptions achieved, and amount awarded).

Performance Measure 2: The children available for adoption (post termination of parental rights) for 24 months or longer when adopted.

Three CBC Lead Agencies, Eckerd Community Alternatives-Hillsborough, Families First Network, and Heartland for Children achieved Tier IV status and were awarded \$146,009.01 collectively. While, St Johns County Commission achieved Tier II status and was awarded \$3,171.00. (See Appendix J for each CBC Lead Agency's target, number of adoptions achieved, and amount awarded).

Performance Measure 3 (optional): The number of children adopted ages 14-17 years old.

Eleven CBC Lead Agencies selected this performance measure as their optional measure. Two CBCs, Eckerd Community Alternatives - Hillsborough and CBC Brevard, achieved Tier IV status and were together awarded \$91,774.32. While another two CBC Lead Agencies, Children's Network of SW FL and Community Partnership for Children, achieved Tier II status and were

collectively awarded \$39,888.00. Families First Network was the only CBC Lead Agency that achieved Tier I status and was awarded \$10,079.08. (See Appendix K for each CBC Lead Agency's target, number of adoptions achieved, and amount awarded).

Performance Measure 4 (optional): The number of adopted children who were placed in a group home for a minimum of 30 days within the year preceding placement for adoption.

Eight CBCs selected this performance measure as their optional measure. ChildNet Palm Beach, Devereux CBC, Heartland for Children, Kids Central Inc., Our Kids, and Sarasota YMCA all achieved Tier IV status and were awarded \$242,550.00 collectively. (See Appendix L for each CBC Lead Agency's target, number of adoptions achieved, and amount awarded).

Enhancements Made by CBC Lead Agencies

Below are the program enhancements made by several of the CBC Lead Agencies and their subcontracted providers to achieve negotiated performance measures for the 2016-2017 Adoption Incentive Program:

Community Based Care of Central Florida

The Adoption Managers ensured the children (age appropriate) attended and participated in the Match Staffings and selection of prospective adoptive families. This allowed the children to have input in selecting their forever family. Also, Operations Managers ensured efforts to identify a prospective adoptive family were completed by case management staff prior to a goal change of adoption. This resulted in 65% of the children being matched with a family prior to TPR and allowed the Adoption Specialist to work with the perspective adoptive family to finalize adoptions within five months of the TPR.

Families First Network

In an effort to meet the performance measure for children adopted within five months of TPR, Families First Network started completing adoption home studies prior to TPR.

Devereux CBC

Devereux CBC allocated funding for a full-time adoption recruiter to assist the agency in finding forever families for children who have been available for adoption for an extended period of time.

ChildNet Palm Beach

ChildNet Palm Beach is using the pre-adoption time period to prepare families interested in adopting children placed with them prior to TPR. This includes working with the prospective, adoptive parents to gather required paperwork and begin the home study process. ChildNet

Palm Beach has also begun exploration of Kevin Campbell's Family Finding Model to explore potential connections for youth in care for longer periods of time.

Partnership for Strong Families (PSF)

PSF Adoption Staff have begun to collaborate with PSF's new Family Placement Specialist to promote in-depth file reviews for children with the goal of adoption who are placed in a group home. The purpose of these reviews is to identify connections as well as non-relative or relative placement prospects. PSF has recognized that receiving and processing late adoption applications is often a barrier to timely adoptions. This year PSF developed an application acknowledgement form with established deadlines to minimize delays associated with the adoption application. The Family Placement Specialist also reviews placement home studies earlier in the process to identify and proactively address marginal placements and other issues that can often delay an adoption home study.

Eckerd Community Alternatives Pasco and Pinellas (ECA)

ECA Pasco and Pinellas has implemented a daily Operational Performance call to drive permanency outcomes. This is an enhancement to ECA's bi-monthly Performance Data call and their weekly Operation Scorecard performance call. ECA has also created a tracking and reporting mechanism to address any barriers identified in the adoption process.

Conclusions

The Department has implemented the statutory requirements and goals associated with the Comprehensive Baseline Assessment and the Adoption Incentive Program contained in section 409.1662, Florida Statutes. The Department completed the baseline assessment required by section 409.1662(2)(a), Florida Statutes, and evaluated other factors related to adoption trends in October 2017.

The 2017-18 Adoption Incentive Program is anticipated to occur January 1 through June 30, 2018. Established outcomes, negotiated targets, outcomes achieved, and incentive payments made to each CBC Lead Agency will be reported in the 2018 Annual Adoption Incentive Report. After reviewing the baseline and additional data, the Department has proposed the following five measures as the performance-based outcomes for the 2017-18 Adoption Incentive Program:

1. Children whose adoption finalized within five months of termination of parental rights;
2. Children available for adoption 24 months or longer; less the number of dissolutions that occur in SFY 2017-2018; and
3. The option to choose one of the following:
 - a. Children adopted between the ages of 14- and 17-years old; or
 - b. Children adopted who had been residing in group care for 30 days preceding their adoption placement.

While incentivizing four of these measures has increased the number of adoptions for each CBC Lead Agency for SFY 2016-2017, the Department would like to see an additional increase in the number of adoptions for children who meet the performance measure criteria. Overall, the Adoption Incentive Program has had a positive impact on permanency, stability, and well-being for Florida's most vulnerable population. The Department and the CBC Lead Agencies will continue to work together to ensure that all children available for adoption achieve permanency by finding their forever family.



ADOPTION INCENTIVE

ANNUAL REPORT

Appendices A – L

Department of Children and Families

Office of Child Welfare

November 15, 2017

Total Adoptions and the Number of Families who Adopted 1 or More Children by State Fiscal Year										
Agency	2012-2013		2013-2014		2014-2015		2015-2016		2016-2017	
	Adoption	Total Families	Adoption	Total Families	Adoption	Total Families	Adoption	Total Families	Adoption	Total Families
C 1 FamiliesFirst Network	241	156	256	172	193	120	213	131	247	165
C 2 & 14 Big Bend CBC	146	101	150	98	191	116	239	154	194	134
C 3 & 8 Partnership Strong Families	152	107	146	118	164	120	159	115	178	129
C 4 Clay - Kids First Florida	52	37	43	26	48	32	51	34	53	36
C 4 Family Support Svcs North Fla	307	214	275	166	297	169	212	151	245	144
C 5 Kids Central, Inc.	165	111	160	96	144	94	152	89	188	128
C 6 Eckerd Community Pinellas/Pasco	306	239	370	301	337	270	287	200	315	218
C 7 Community Partnership Children	191	137	179	119	123	94	148	109	208	149
C 7 St. Johns Family Integrity	38	25	31	22	28	17	19	12	45	35
C 9 CBC Central Fla Orange-Osceola	191	138	169	135	174	112	153	118	196	139
C 10 Heartland for Children	129	96	161	101	148	84	122	83	144	98
C 11 & 16 Our Kids	285	222	275	221	210	172	389	293	360	246
C 12 Sarasota Safe Children Coalition	144	103	145	122	134	104	126	84	120	90
C 13 Eckerd Community Hillsborough	298	192	267	171	281	199	290	227	262	184
C 15 ChildNet Palm Beach	167	104	127	95	152	126	186	140	171	129
C 17 ChildNet Broward	178	143	123	92	186	140	260	200	288	209
C 18 Brevard Family Partnership	60	50	72	49	77	51	68	46	97	68
C 18 CBC Central Fla Seminole	40	20	22	13	45	28	42	23	39	30
C 19 Devereux CBC	110	80	96	67	140	103	172	125	145	97
C 20 Children's Network of SW Fla	151	102	148	92	103	86	177	136	196	141
Other (DCF Child Welfare, Manatee)	3	0	3	0	2	0	3	3	1	1
Statewide	3,354	2,371	3,218	2,273	3,177	2,235	3,468	2,470	3,692	2,570

Total Adoptions and Percent Change in Total Number of Adoption by State Fiscal Year										
Agency	2012-2013		2013-2014		2014-2015		2015-2016		2016-2017	
	% Change in Total Adoptions	Adoption	% Change in Total Adoptions	Adoption	% Change in Total Adoptions	Adoption	% Change in Total Adoptions	Adoption	% Change in Total Adoptions	Adoption
C 1 FamiliesFirst Network		241	6.22%	256	-24.61%	193	10.36%	213	15.96%	247
C 2 & 14 Big Bend CBC		146	2.74%	150	27.33%	191	25.13%	239	-18.83%	194
C 3 & 8 Partnership Strong Families		152	-3.95%	146	12.33%	164	-3.05%	159	11.95%	178
C 4 Clay - Kids First Florida		52	-17.31%	43	11.63%	48	6.25%	51	3.92%	53
C 4 Family Support Svcs North Fla		307	-10.42%	275	8.00%	297	-28.62%	212	15.57%	245
C 5 Kids Central, Inc.		165	-3.03%	160	-10.00%	144	5.56%	152	23.68%	188
C 6 Eckerd Community Pinellas/Pasco		306	20.92%	370	-8.92%	337	-14.84%	287	9.76%	315
C 7 Community Partnership Children		191	-6.28%	179	-31.28%	123	20.33%	148	40.54%	208
C 7 St. Johns Family Integrity		38	-18.42%	31	-9.68%	28	-32.14%	19	136.84%	45
C 9 CBC Central Fla Orange-Osceola		191	-11.52%	169	2.96%	174	-12.07%	153	28.10%	196
C 10 Heartland for Children		129	24.81%	161	-8.07%	148	-17.57%	122	18.03%	144
C 11 & 16 Our Kids		285	-3.51%	275	-23.64%	210	85.24%	389	-7.46%	360
C 12 Sarasota Safe Children Coalition		144	0.69%	145	-7.59%	134	-5.97%	126	-4.76%	120
C 13 Eckerd Community Hillsborough		298	-10.40%	267	5.24%	281	3.20%	290	-9.66%	262
C 15 ChildNet Palm Beach		167	-23.95%	127	19.69%	152	22.37%	186	-8.06%	171
C 17 ChildNet Broward		178	-30.90%	123	51.22%	186	39.78%	260	10.77%	288
C 18 Brevard Family Partnership		60	20.00%	72	6.94%	77	-11.69%	68	42.65%	97
C 18 CBC Central Fla Seminole		40	-45.00%	22	104.55%	45	-6.67%	42	-7.14%	39
C 19 Devereux CBC		110	-12.73%	96	45.83%	140	22.86%	172	-15.70%	145
C 20 Children's Network of SW Fla		151	-1.99%	148	-30.41%	103	71.84%	177	10.73%	196
Other (DCF Child Welfare, Manatee)		3	0.00%	3	-33.33%	2	50.00%	3	-66.67%	1
Statewide		3,354	-4.05%	3,218	-1.27%	3,177	9.16%	3,468	6.46%	3,692

Number of Children who were Eligible for Adoption on 7/1 who were Adopted by 6/30 and Percent of Children Adopted															
Agency	2012-2013			2013-2014			2014-2015			2015-2016			2016-2017		
	Eligible	Eligible Adopted	% Eligible Adopted	Eligible	Eligible Adopted	% Eligible Adopted	Eligible	Eligible Adopted	% Eligible Adopted	Eligible	Eligible Adopted	% Eligible Adopted	Eligible	Eligible Adopted	% Eligible Adopted
C 1 FamiliesFirst Network	244	157	71.6%	264	189	59.5%	220	131	57.5%	226	130	57.5%	350	173	49.4%
C 2 & 14 Big Bend CBC	97	68	58.0%	100	58	62.6%	190	119	60.6%	175	106	60.6%	154	77	50.0%
C 3 & 8 Partnership Strong Families	115	78	70.9%	127	90	58.4%	113	66	51.2%	123	63	51.2%	133	76	57.1%
C 4 Clay - Kids First Florida	37	26	60.9%	46	28	66.0%	47	31	65.9%	41	27	65.9%	37	22	59.5%
C 4 Family Support Svcs North Fla	170	110	60.7%	163	99	66.7%	180	120	51.6%	126	65	51.6%	121	69	57.0%
C 5 Kids Central, Inc.	152	98	73.7%	152	112	68.8%	138	95	59.7%	129	77	59.7%	166	88	53.0%
C 6 Eckerd Community Pinellas/Pasco	317	184	65.5%	348	228	69.3%	293	203	57.7%	246	142	57.7%	299	166	55.5%
C 7 Community Partnership Children	163	103	69.2%	159	110	67.0%	103	69	56.6%	99	56	56.6%	140	90	64.3%
C 7 St. Johns Family Integrity	13	10	76.9%	26	20	43.8%	16	7	20.0%	10	2	20.0%	17	7	41.2%
C 9 CBC Central Fla Orange-Osceola	186	105	57.5%	146	84	56.3%	144	81	54.8%	93	51	54.8%	86	46	53.5%
C 10 Heartland for Children	117	84	72.4%	116	84	62.0%	121	75	47.8%	90	43	47.8%	90	52	57.8%
C 11 & 16 Our Kids	385	214	57.7%	324	187	41.9%	210	88	58.5%	359	210	58.5%	218	83	38.1%
C 12 Sarasota Safe Children Coalition	158	114	60.2%	201	121	62.9%	159	100	51.7%	118	61	51.7%	114	50	43.9%
C 13 Eckerd Community Hillsborough	292	157	56.4%	195	110	49.8%	227	113	54.5%	224	122	54.5%	167	82	49.1%
C 15 ChildNet Palm Beach	115	74	48.4%	124	60	55.9%	102	57	54.1%	109	59	54.1%	130	72	55.4%
C 17 ChildNet Broward	186	100	41.5%	164	68	52.5%	202	106	47.4%	175	83	47.4%	220	109	49.5%
C 18 Brevard Family Partnership	63	35	70.8%	65	46	43.5%	46	20	44.4%	54	24	44.4%	45	16	35.6%
C 18 CBC Central Fla Seminole	21	13	31.3%	16	5	74.3%	35	26	55.6%	27	15	55.6%	27	20	74.1%
C 19 Devereux CBC	116	76	56.6%	129	73	65.0%	140	91	60.4%	106	64	60.4%	132	69	52.3%
C 20 Children's Network of SW Fla	135	76	56.6%	122	69	44.5%	137	61	50.4%	119	60	50.4%	116	58	50.0%
Statewide	3,082	1,882	61.6%	2,987	1,841	58.8%	2,823	1,659	55.1%	2,649	1,460	55.1%	2,762	1,425	51.6%

Length of Stay from Last Removal to Termination of Parental Rights and Termination of Parental Rights to Adoption															
Agency	2012-2013			2013-2014			2014-2015			2015-2016			2016-2017		
	Removal to TPR	TPR to Adoption	Total LOS	Removal to TPR	TPR to Adoption	Total LOS	Removal to TPR	TPR to Adoption	Total LOS	Removal to TPR	TPR to Adoption	Total LOS	Removal to TPR	TPR to Adoption	Total LOS
C 1 FamiliesFirst Network	14.36	12.95	27.31	17.04	12.22	29.26	13.13	12.57	25.70	13.97	13.52	27.49	14.59	14.15	28.74
C 2 & 14 Big Bend CBC	15.26	11.07	26.33	16.11	11.96	28.08	13.09	11.69	24.78	14.17	14.20	28.38	16.18	12.47	28.66
C 3 & 8 Partnership Strong Families	10.24	13.07	23.31	10.01	11.78	21.79	10.93	11.02	21.95	10.89	11.83	22.72	11.99	11.84	23.82
C 4 Clay - Kids First Florida	12.21	17.19	29.40	14.01	9.24	23.25	11.45	12.86	24.31	12.38	9.01	21.39	14.69	10.93	25.62
C 4 Family Support Svcs North Fla	11.68	17.00	28.68	10.20	10.90	21.10	8.75	10.45	19.20	11.83	14.62	26.44	14.71	10.24	24.95
C 5 Kids Central, Inc.	15.08	15.04	30.12	14.98	14.71	29.68	14.59	12.24	26.83	16.12	15.65	31.77	15.99	13.72	29.71
C 6 Eckerd Community Pinellas/Pasco	17.41	19.27	36.68	17.41	14.76	32.16	17.18	17.08	34.26	14.02	11.89	25.92	15.96	12.71	28.67
C 7 Community Partnership Children	17.75	9.94	27.69	19.33	13.23	32.55	20.85	13.04	33.89	16.94	13.38	30.33	19.08	11.25	30.33
C 7 St. Johns Family Integrity	20.78	6.81	27.59	12.80	8.52	21.32	13.73	4.54	18.27	20.37	24.15	44.52	17.90	23.64	41.54
C 9 CBC Central Fla Orange-Osceola	17.06	16.41	33.47	18.61	22.04	40.65	20.46	14.46	34.92	20.87	16.56	37.43	19.66	15.72	35.38
C 10 Heartland for Children	20.92	18.19	39.10	19.23	16.69	35.92	17.16	13.38	30.54	17.85	17.38	35.23	19.28	16.02	35.30
C 11 & 16 Our Kids	13.38	22.00	35.38	15.87	21.70	37.57	14.23	22.48	36.71	14.26	18.03	32.30	16.18	18.83	35.02
C 12 Sarasota Safe Children Coalition	15.28	12.22	27.49	14.25	13.28	27.53	14.92	16.36	31.28	13.46	15.43	28.88	14.80	12.46	27.26
C 13 Eckerd Community Hillsborough	20.71	18.84	39.55	21.25	18.76	40.01	20.27	15.93	36.20	19.35	18.98	38.33	18.99	19.75	38.74
C 15 ChildNet Palm Beach	21.36	11.71	33.06	17.12	13.92	31.04	12.90	16.65	29.55	15.65	15.94	31.59	18.38	10.86	29.24
C 17 ChildNet Broward	21.28	19.17	40.45	17.82	12.31	30.13	16.06	14.95	31.01	18.84	14.90	33.74	19.73	16.54	36.27
C 18 Brevard Family Partnership	11.16	17.86	29.01	16.65	19.65	36.29	20.91	13.24	34.15	23.33	18.35	41.68	24.42	12.54	36.96
C 18 CBC Central Fla Seminole	19.15	14.10	33.25	25.87	11.30	37.16	19.18	15.49	34.67	23.41	15.99	39.39	13.95	16.10	30.05
C 19 Devereux CBC	17.12	10.75	27.88	17.43	15.20	32.63	16.86	16.07	32.92	17.33	11.09	28.42	21.95	11.69	33.65
C 20 Children's Network of SW Fla	19.50	19.92	39.42	20.82	11.97	32.79	21.76	12.11	33.87	17.86	18.78	36.64	21.09	14.12	35.21
Statewide	16.45	16.20	32.66	16.63	14.93	31.56	15.82	14.46	30.28	15.71	15.24	30.95	16.98	13.88	30.87

**Number of Children Whose Adoption Finalized within 5 Months of
Termination of Parental Rights**

Primary Agency	2012-2013	2013-2014	2014-2015	2015-2016	2016-2017
C 1 FamiliesFirst Network	24	38	23	10	7
C 2 & 14 Big Bend CBC	20	29	30	20	15
C 3 & 8 Partnership Strong Families	28	21	21	14	17
C 4 Clay - Kids First Florida	9	12	11	13	3
C 4 Family Support Svcs North Fla	35	41	42	14	12
C 5 Kids Central, Inc.	18	8	14	3	2
C 6 Eckerd Community Pinellas/Pasco	28	46	34	39	20
C 7 Community Partnership Children	35	30	16	9	11
C 7 St. Johns Family Integrity	7	9	6	0	1
C 9 CBC Central Fla Orange-Osceola	19	9	21	3	9
C 10 Heartland for Children	14	5	9	4	9
C 11 & 16 Our Kids	14	15	9	22	6
C 12 Sarasota Safe Children Coalition	13	15	4	4	2
C 13 Eckerd Community Hillsborough	36	28	21	28	13
C 15 ChildNet Palm Beach	15	14	13	13	18
C 17 ChildNet Broward	12	15	25	17	7
C 18 Brevard Family Partnership	5	9	3	3	4
C 18 CBC Central Fla Seminole	5	1	2	4	3
C 19 Devereux CBC	18	2	6	17	16
C 20 Children's Network of SW Fla	4	12	8	9	7
Statewide	359	359	318	246	182

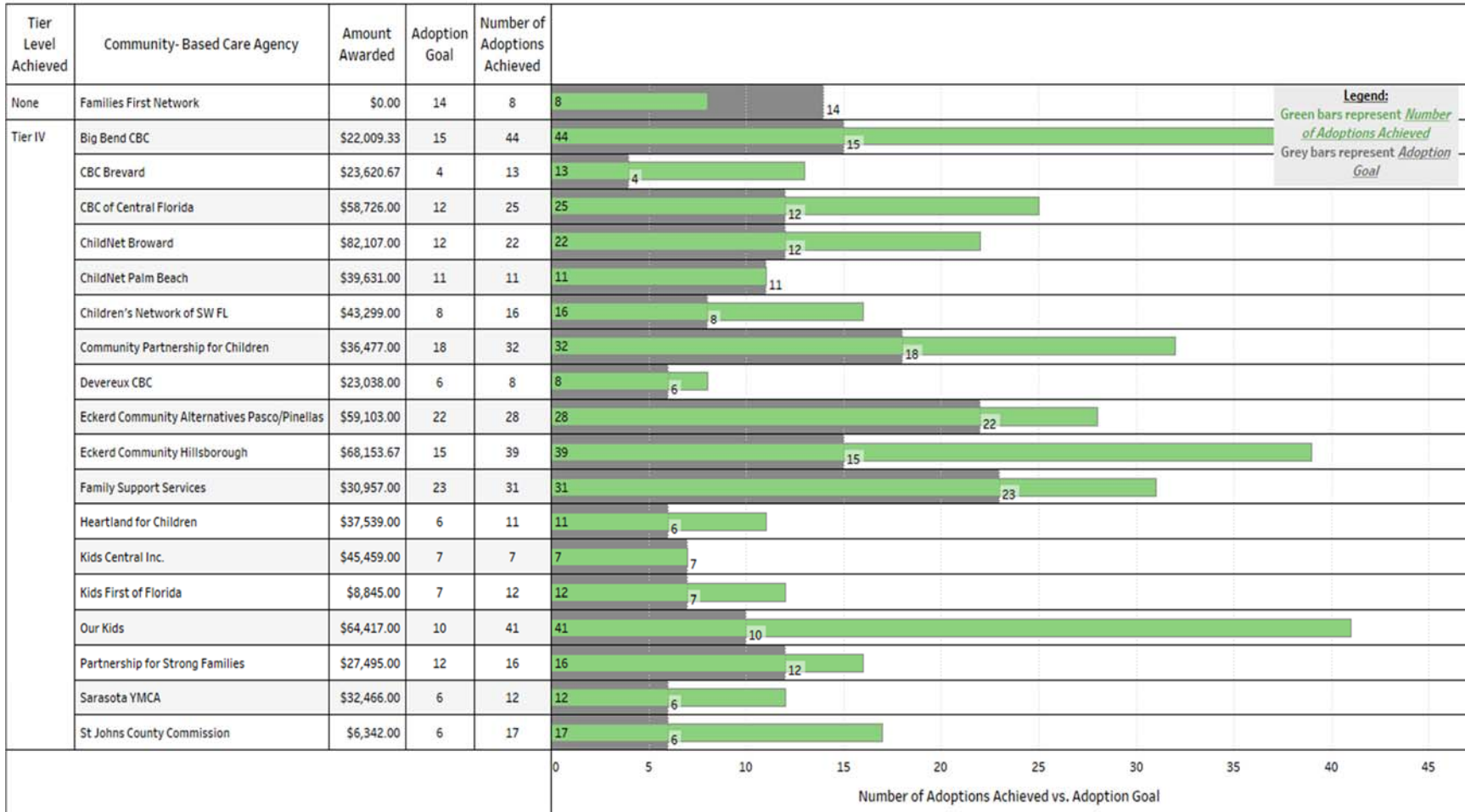
Number of Children Whose Adoption Finalized More than 24 Months After Termination of Parental Rights					
Primary Agency	2012-2013	2013-2014	2014-2015	2015-2016	2016-2017
C 1 FamiliesFirst Network	11	16	9	11	21
C 2 & 14 Big Bend CBC	5	5	10	10	7
C 3 & 8 Partnership Strong Families	11	6	3	5	6
C 4 Clay - Kids First Florida	5	1	6	0	1
C 4 Family Support Svcs North Fla	16	7	10	14	2
C 5 Kids Central, Inc.	12	15	6	12	4
C 6 Eckerd Community Pinellas/Pasco	37	28	36	12	17
C 7 Community Partnership Children	2	12	4	7	3
C 7 St. Johns Family Integrity	0	1	0	2	2
C 9 CBC Central Fla Orange-Osceola	21	20	8	9	7
C 10 Heartland for Children	15	5	5	7	8
C 11 & 16 Our Kids	51	53	31	54	21
C 12 Sarasota Safe Children Coalition	3	8	15	11	2
C 13 Eckerd Community Hillsborough	29	15	12	22	18
C 15 ChildNet Palm Beach	4	9	9	10	5
C 17 ChildNet Broward	19	6	18	10	13
C 18 Brevard Family Partnership	6	10	3	8	1
C 18 CBC Central Fla Seminole	1	0	3	2	4
C 19 Devereux CBC	1	7	15	2	3
C 20 Children's Network of SW Fla	20	4	3	16	4
Statewide	269	228	206	224	149

Number of Children Adopted Ages 14-17 Years Old					
Primary Agency	2012-2013	2013-2014	2014-2015	2015-2016	2016-2017
C 1 FamiliesFirst Network	24	25	11	30	22
C 2 & 14 Big Bend CBC	16	14	20	33	22
C 3 & 8 Partnership Strong Families	15	10	17	11	11
C 4 Clay - Kids First Florida	10	2	3	3	2
C 4 Family Support Svcs North Fla	38	32	32	31	18
C 5 Kids Central, Inc.	15	31	12	18	21
C 6 Eckerd Community Pinellas/Pasco	25	22	48	19	29
C 7 Community Partnership Children	20	13	17	11	16
C 7 St. Johns Family Integrity	4	8	2	2	3
C 9 CBC Central Fla Orange-Osceola	19	21	17	8	18
C 10 Heartland for Children	13	13	12	11	19
C 11 & 16 Our Kids	27	22	16	21	21
C 12 Sarasota Safe Children Coalition	10	11	19	10	6
C 13 Eckerd Community Hillsborough	20	28	15	36	30
C 15 ChildNet Palm Beach	19	12	6	18	17
C 17 ChildNet Broward	24	6	18	16	14
C 18 Brevard Family Partnership	10	3	9	4	4
C 18 CBC Central Fla Seminole	6	2	10	3	3
C 19 Devereux CBC	9	4	17	12	14
C 20 Children's Network of SW Fla	11	9	15	18	9
Statewide	335	288	316	316	300

**Number of Adopted Children who were Placed in a Group Home for a
Minimum of 30 Days Within the Year Preceding Placement for
Adoption**

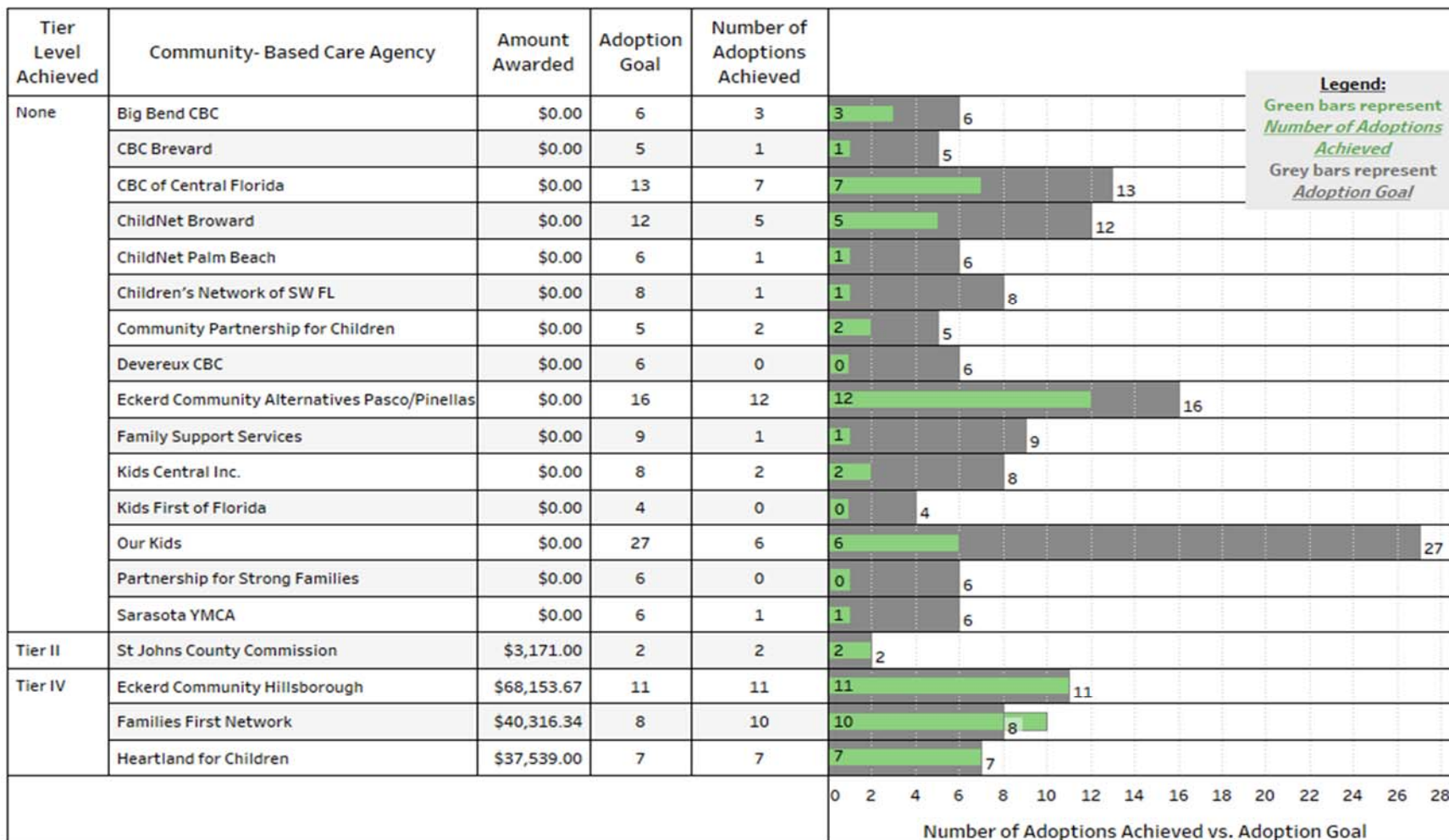
Primary Agency	2012-2013	2013-2014	2014-2015	2015-2016	2016-2017
C 1 FamiliesFirst Network	4	8	6	4	8
C 2 & 14 Big Bend CBC	2	2	11	17	7
C 3 & 8 Partnership Strong Families	2	1	0	1	3
C 4 Clay - Kids First Florida	1	1	1	0	3
C 4 Family Support Svcs North Fla	20	7	12	9	1
C 5 Kids Central, Inc.	10	7	7	6	2
C 6 Eckerd Community Pinellas/Pasco	16	26	20	1	5
C 7 Community Partnership Children	4	7	5	2	5
C 7 St. Johns Family Integrity	1	0	1	0	
C 9 CBC Central Fla Orange-Osceola	2	6	0	2	6
C 10 Heartland for Children	9	4	3	5	6
C 11 & 16 Our Kids	8	10	9	19	15
C 12 Sarasota Safe Children Coalition	6	10	15	2	11
C 13 Eckerd Community Hillsborough	12	16	7	11	9
C 15 ChildNet Palm Beach	3	3	6	12	11
C 17 ChildNet Broward	7	0	1	2	4
C 18 Brevard Family Partnership	0	1	1	1	1
C 18 CBC Central Fla Seminole	1	0	2	2	2
C 19 Devereux CBC	10	4	0	10	6
C 20 Children's Network of SW Fla	1	3	1	5	2
Statewide	119	116	108	111	107

Number of Children Whose Adoption Finalized Within 5 Months of Termination of Parental Rights



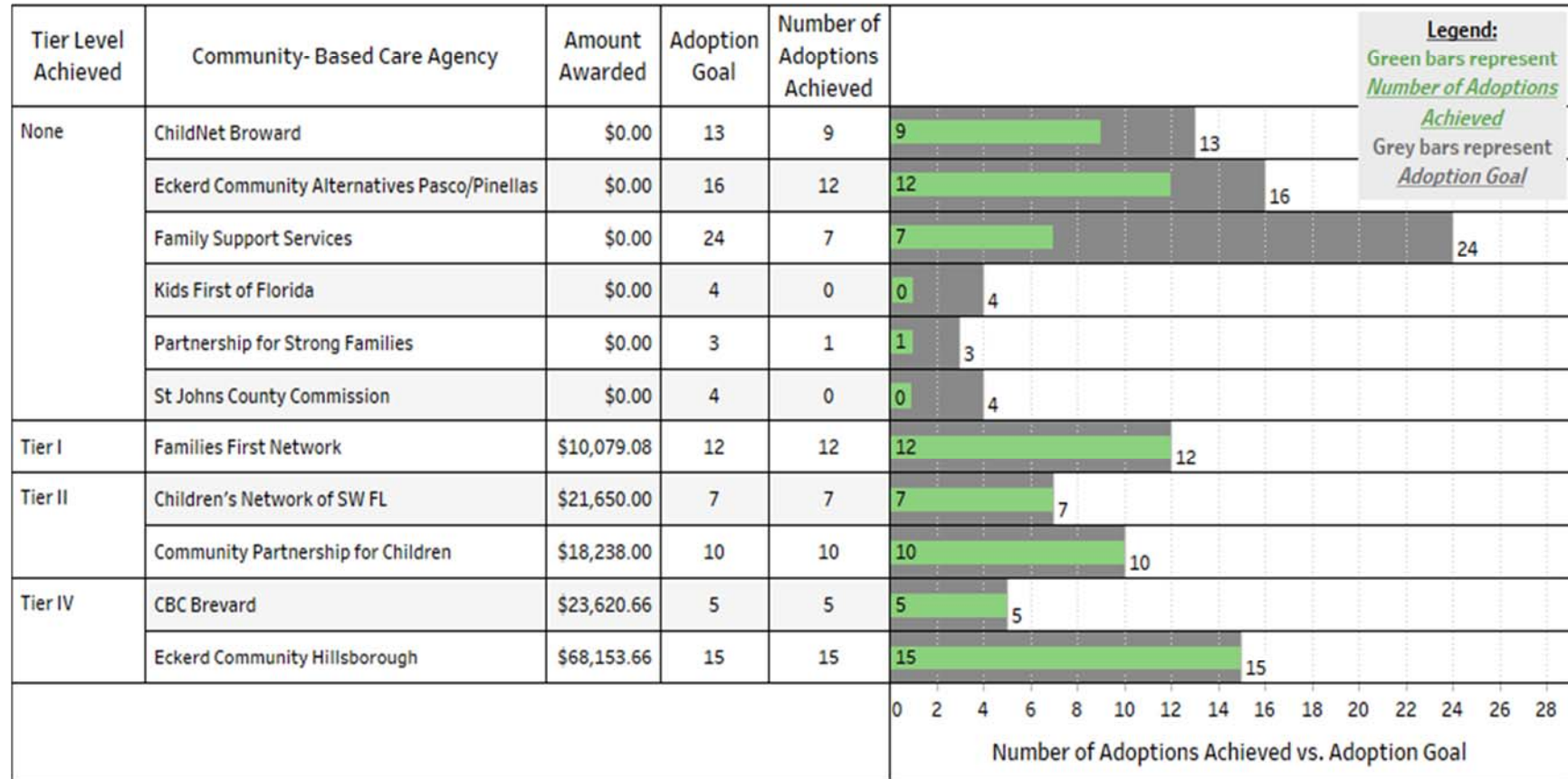
Data collection for Community- Based Care Incentive Program within FSN started April 14, 2017

Number of Children Who Were Available for Adoption (Post Termination of Parental Rights) for 24 Months or Longer



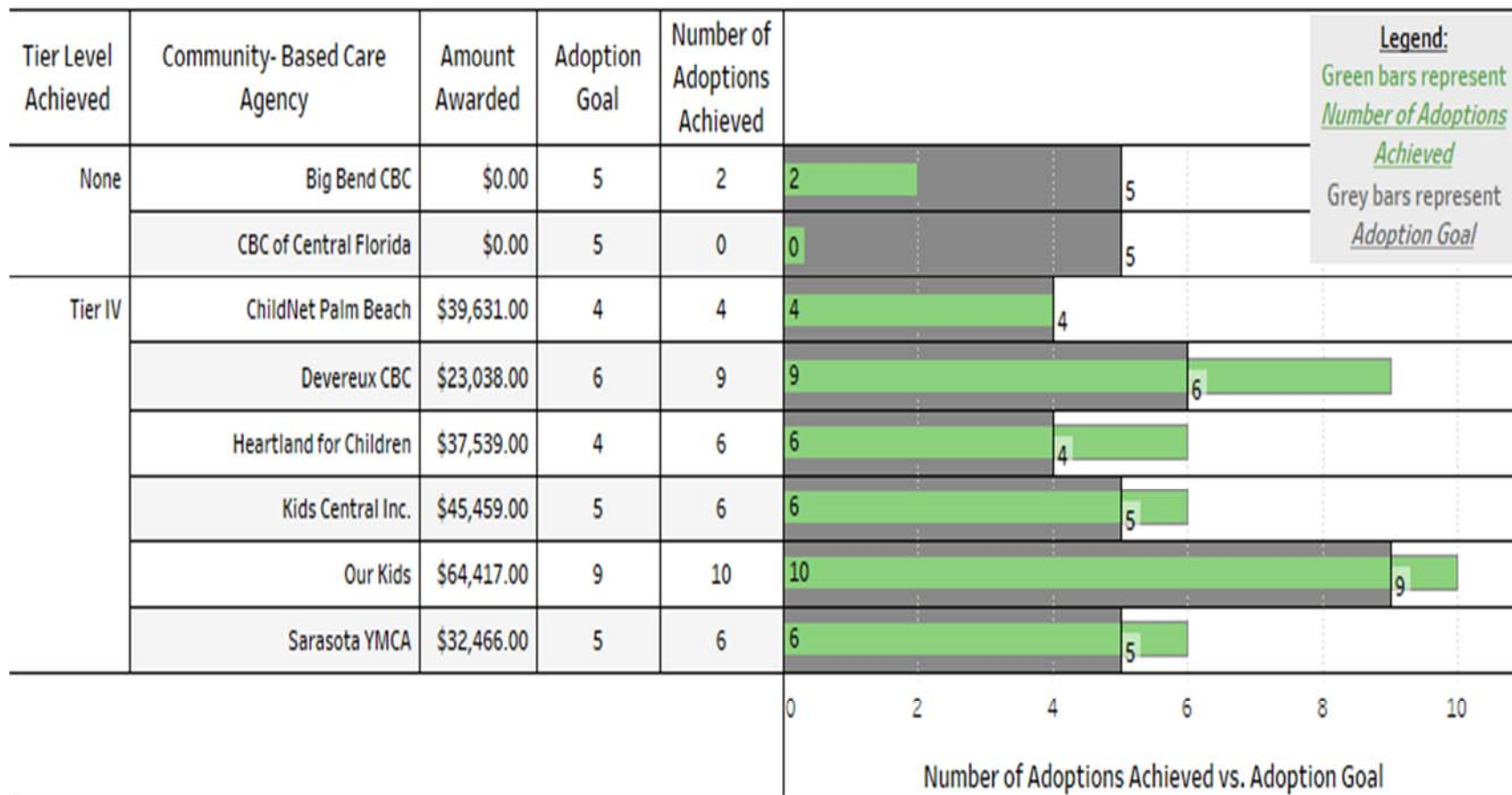
Data collection for Community- Based Care Incentive Program within FSFN started April 14, 2017

Number of Children Adopted Ages 14-17 Years Old



Data collection for Community- Based Care Incentive Program within FSFN started April 14, 2017

Number of Adopted Children Who Were Placed in a Group Home for a Minimum of 30 Days Within the Year Preceding Placement for Adoption



Data collection for Community- Based Care Incentive Program within FSFN started April 14, 2017



ANNUAL ADOPTION SURVEY

November 2016 – May 2017

Department of Children and Families

Office of Child Welfare

November 15, 2017

Mike Carroll

Secretary

Rick Scott

Governor

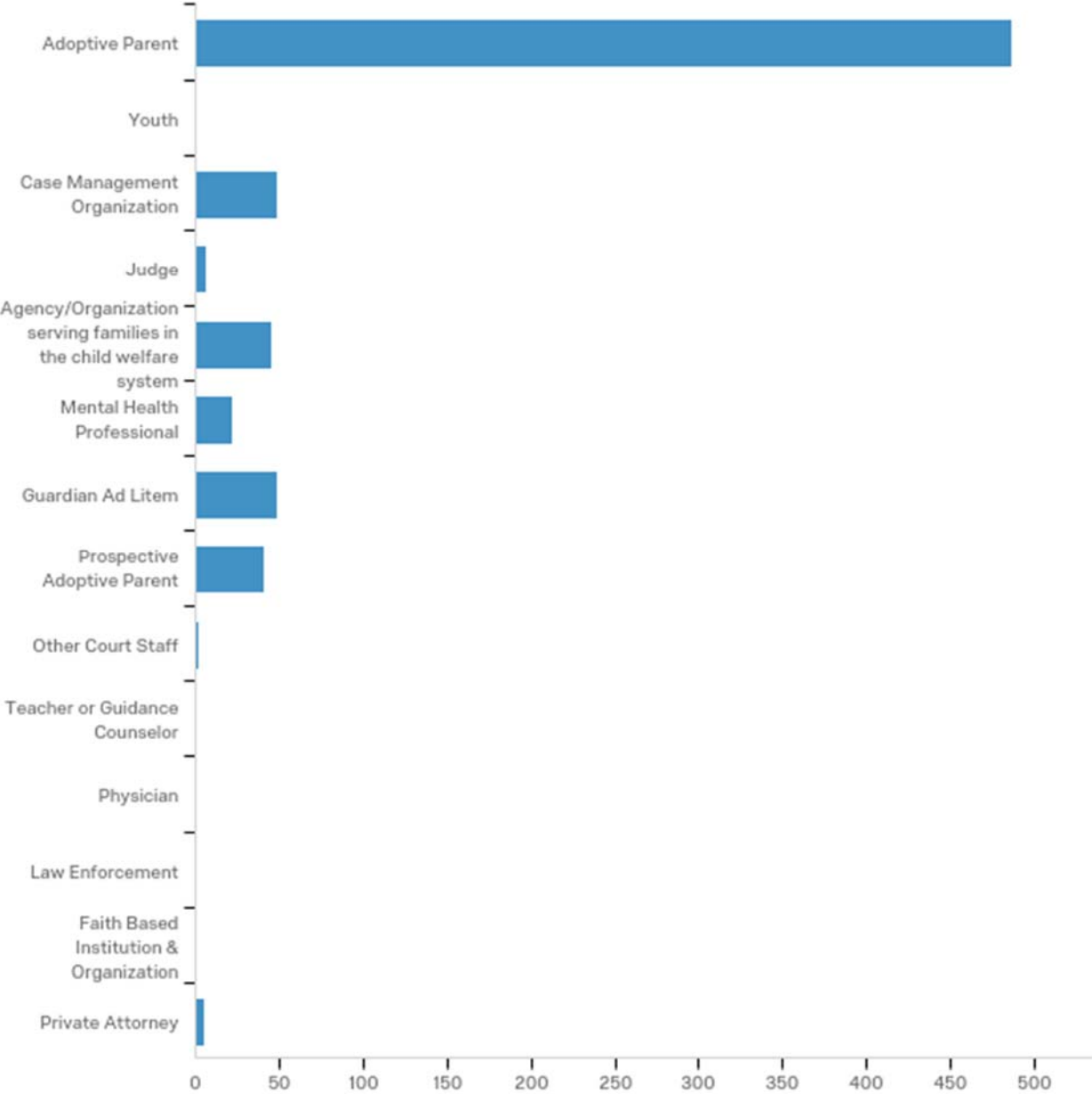
Introduction

In an effort to improve, the Department of Children and Families is soliciting your feedback through the Annual Adoption Survey. Your perspectives, input and support are critical to the continued growth of our child welfare system.

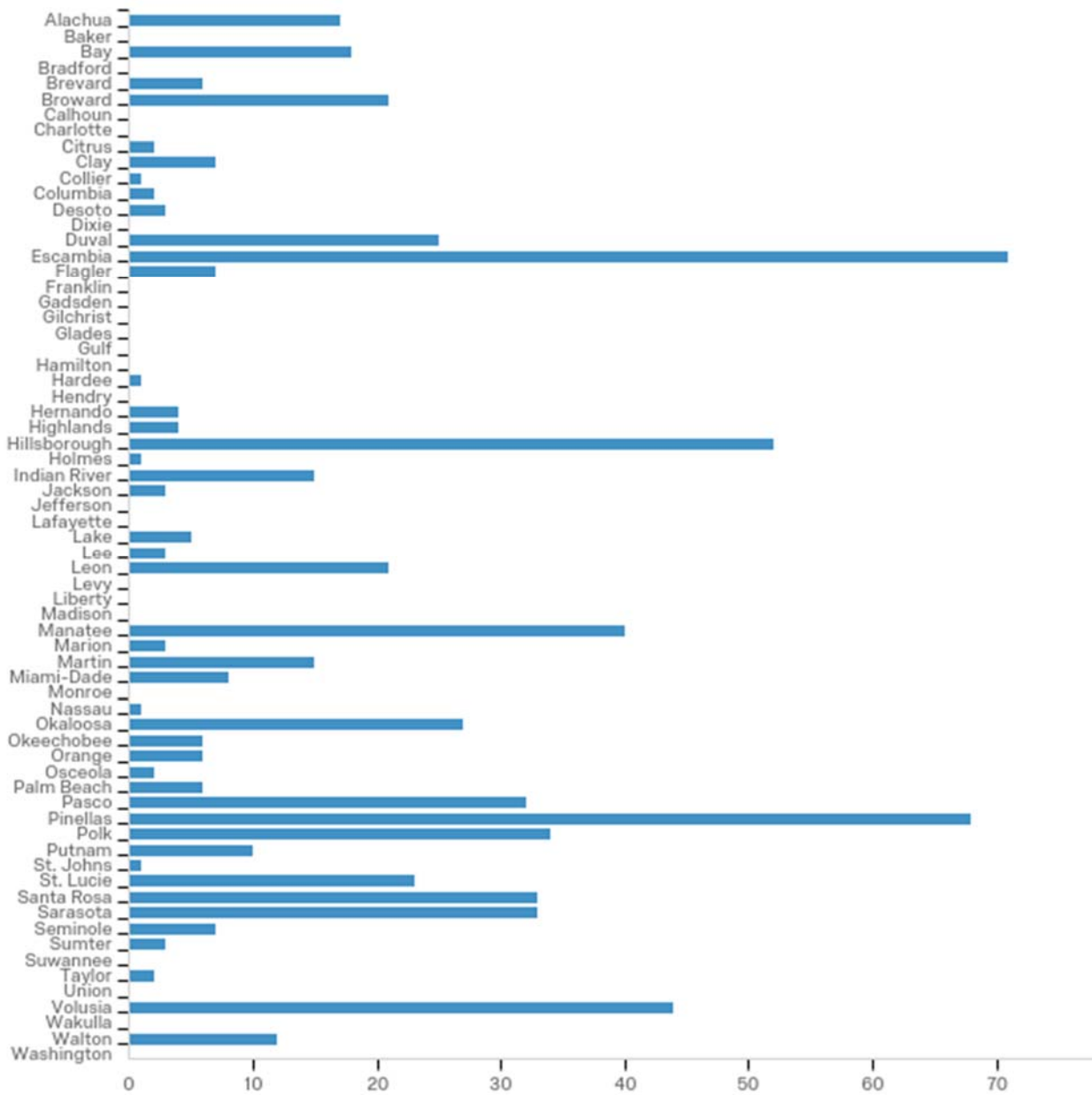
The Annual Adoption Survey should take approximately **7 minutes** to complete. Responses to this survey are anonymous.

Thank you in advance for your response.

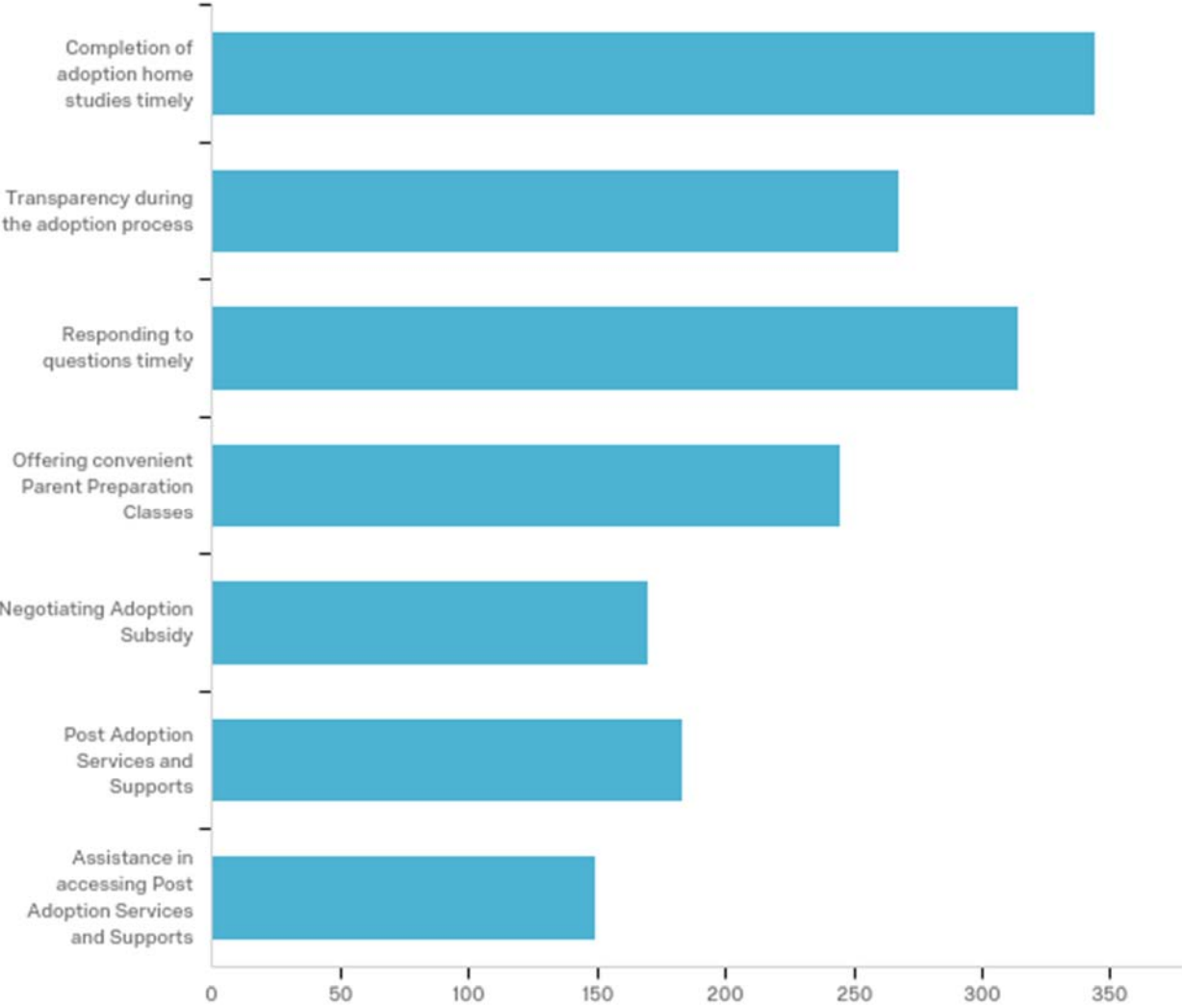
Please select your primary involvement in the adoption process, if any:



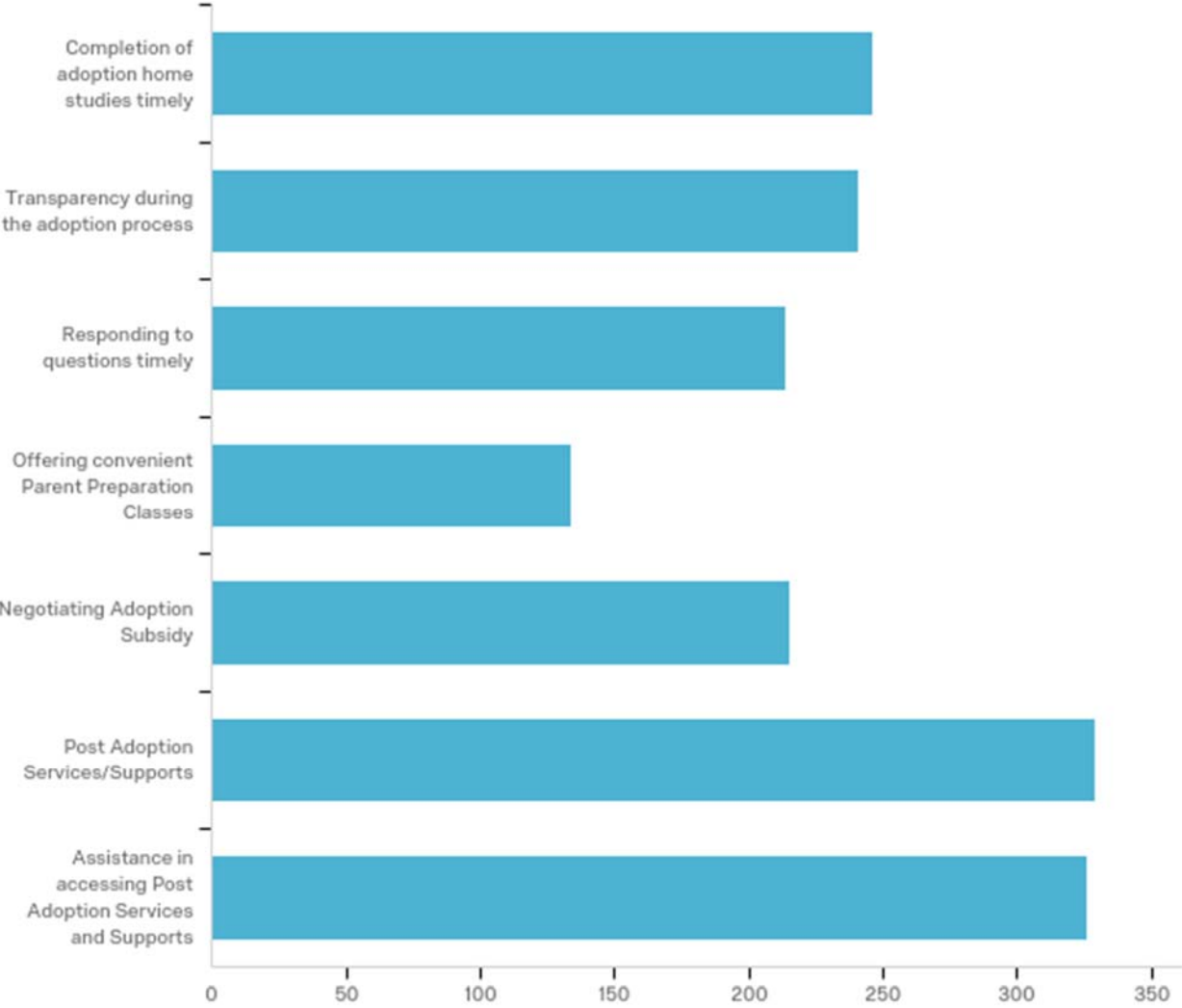
What is the primary county you work in or worked with during your adoption process?



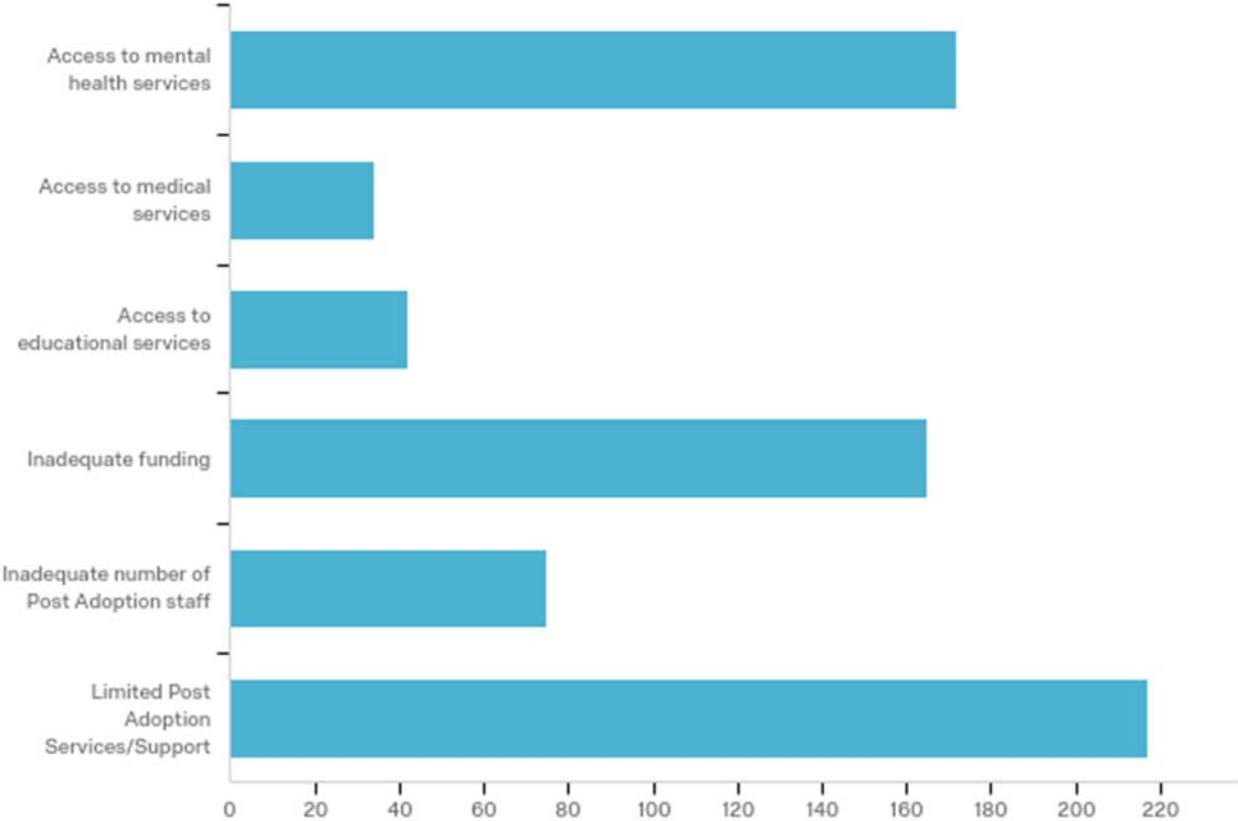
What area(s) does your lead Community Based Care Agency and/or Case Management Organization Agency excel in? Please select all that apply.



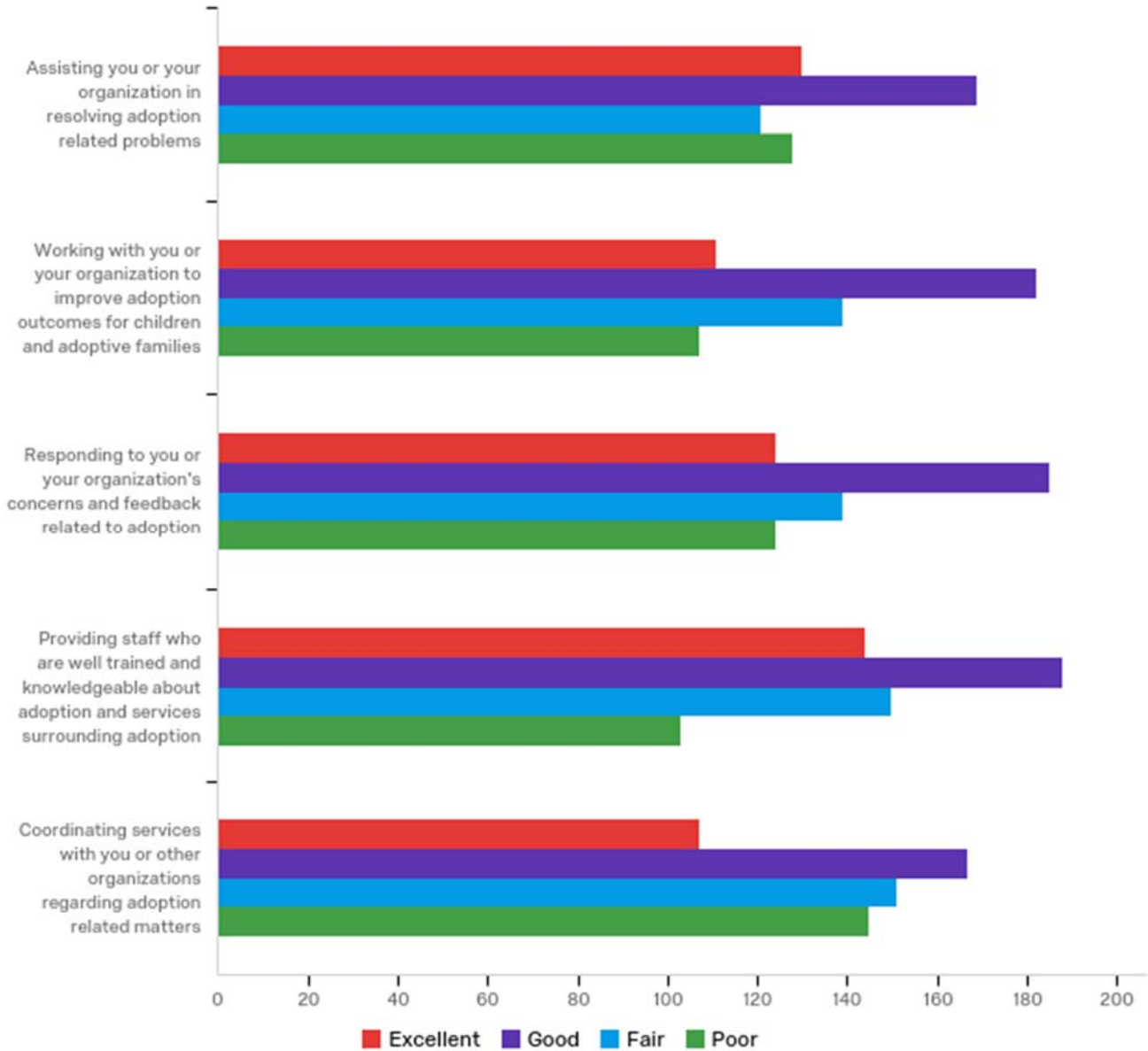
What area(s) does your lead Community Based Care Agency and/or Case Management Organization Agency need to improve in? Please select all that apply.



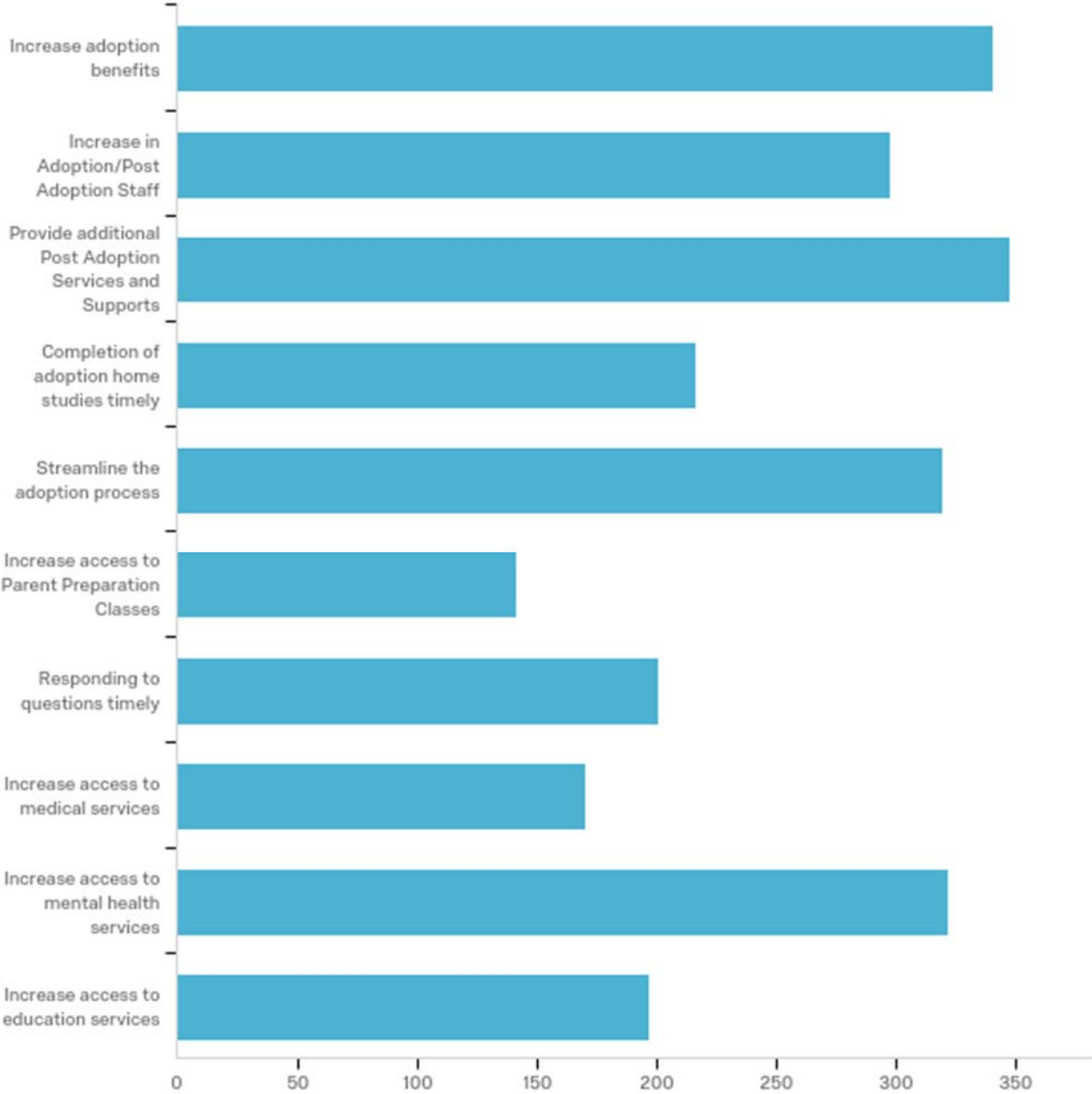
What do you believe is the number one challenge affecting the stability and well-being of Florida’s adoptive children?



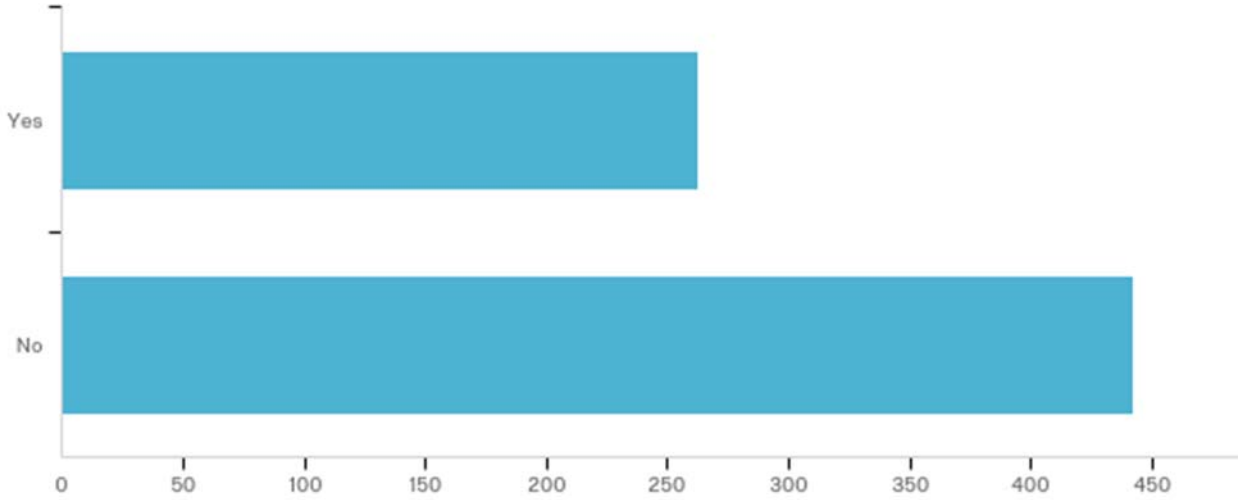
Based on your experience during the last 12 months, please rate the quality and timeliness of the following:



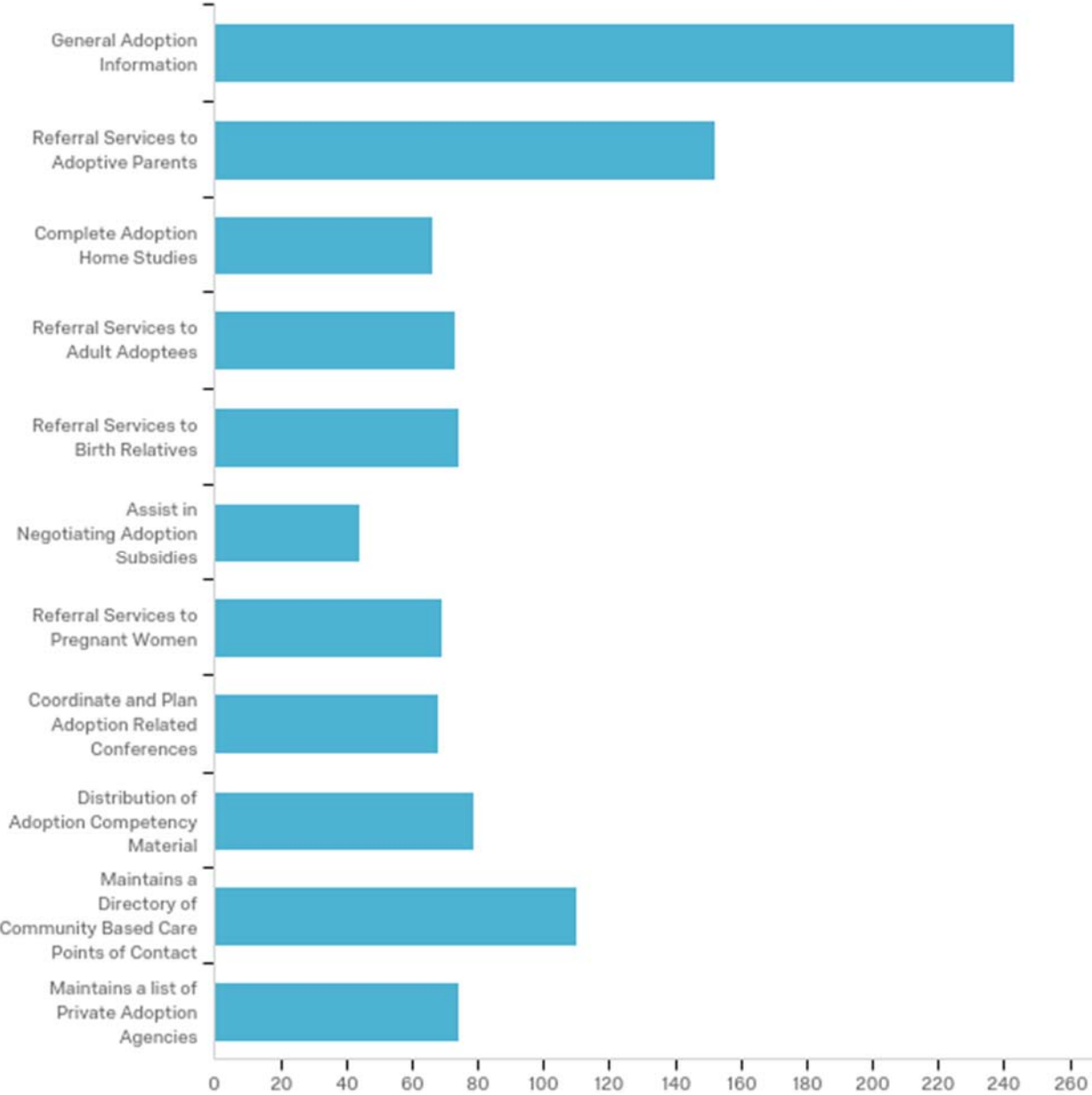
In what way can the state of Florida improve their adoption service delivery? Please select all that apply.



Are you aware that the State of Florida has an Adoption Information Center?



Based on the knowledge, what services does Florida's Adoption Information Center offer? Please select all that apply.



Florida's Adoption Information Center provides adoption information and referral services to adoptive parents, adult adoptees, birth relatives, pregnant women and professionals. Please visit the Adoption Information Center at adoptflorida.com or contact them at 1-800-96-Adopt.

Thank you for participating in this survey.



POST COMMUNICATION SURVEY

June 2017 – September 2017

Department of Children and Families

Office of Child Welfare

November 15, 2017

Mike Carroll

Secretary

Rick Scott

Governor

Introduction

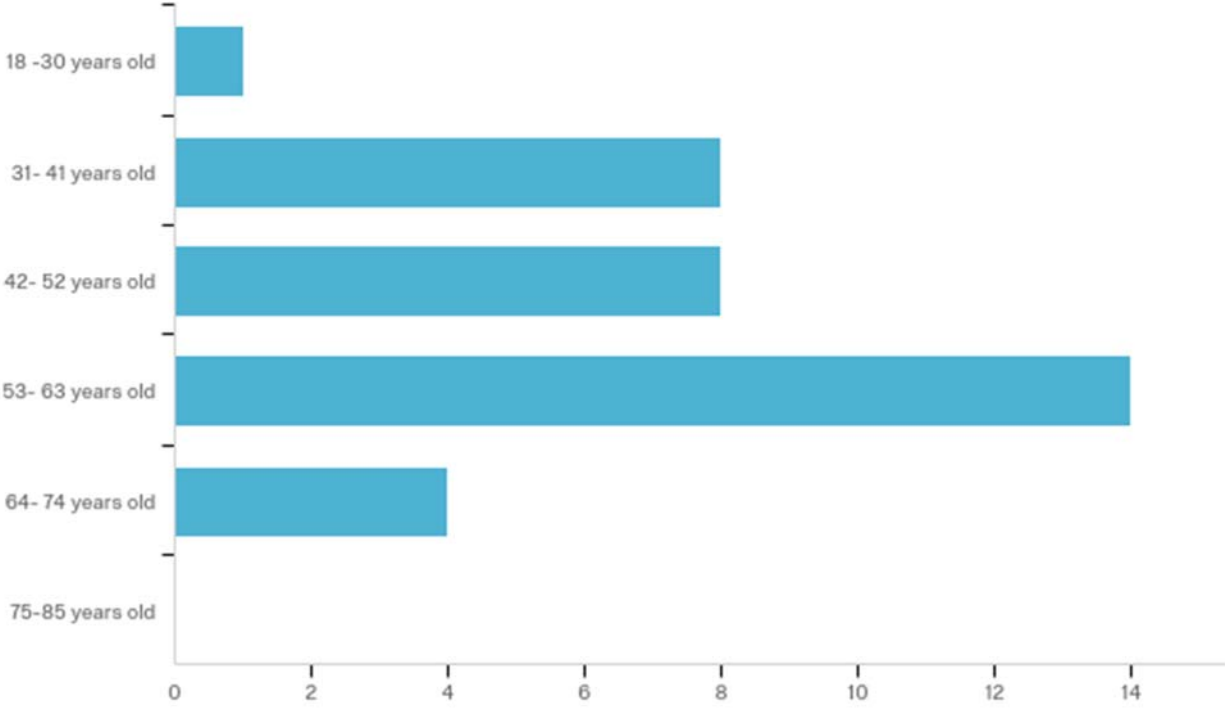
In order to assess the quality and quantity of our post adoption programs, we need to hear from our adoptive parents who are the true customers of post adoption services. Post adoption services include all services and staff available to assist you as an adoptive parent and your adopted child, until the child turns age 18.

Please help us by taking a little time to answer the questions below. The Post Adoption Communication Survey should take less than **15 minutes** to complete. Responses to this survey are anonymous.

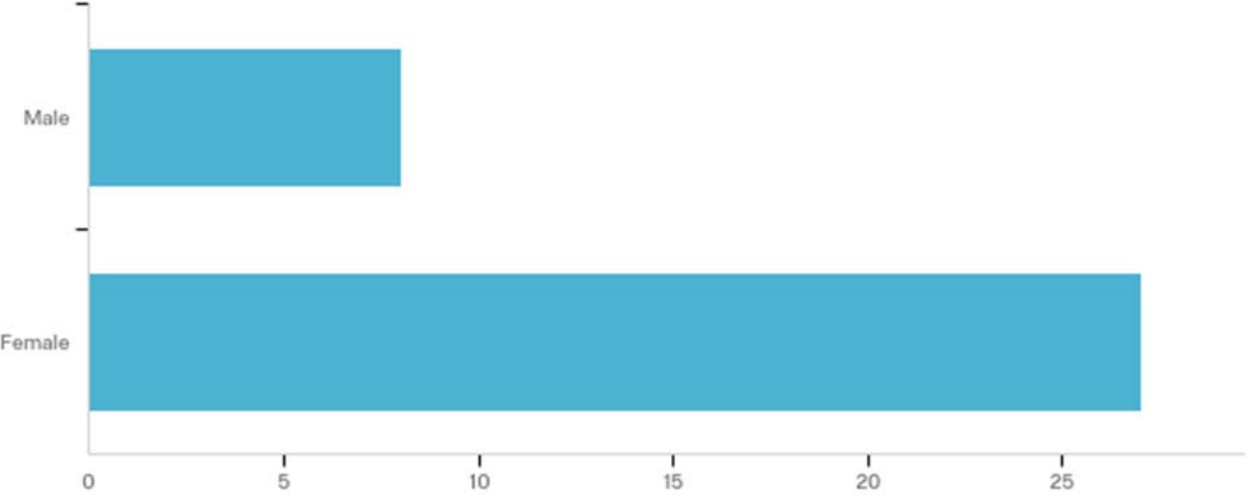
We very much want to hear from you and appreciate your input. Please call 1-800-96-ADOPT if you have questions.

Thank you in advance for your response.

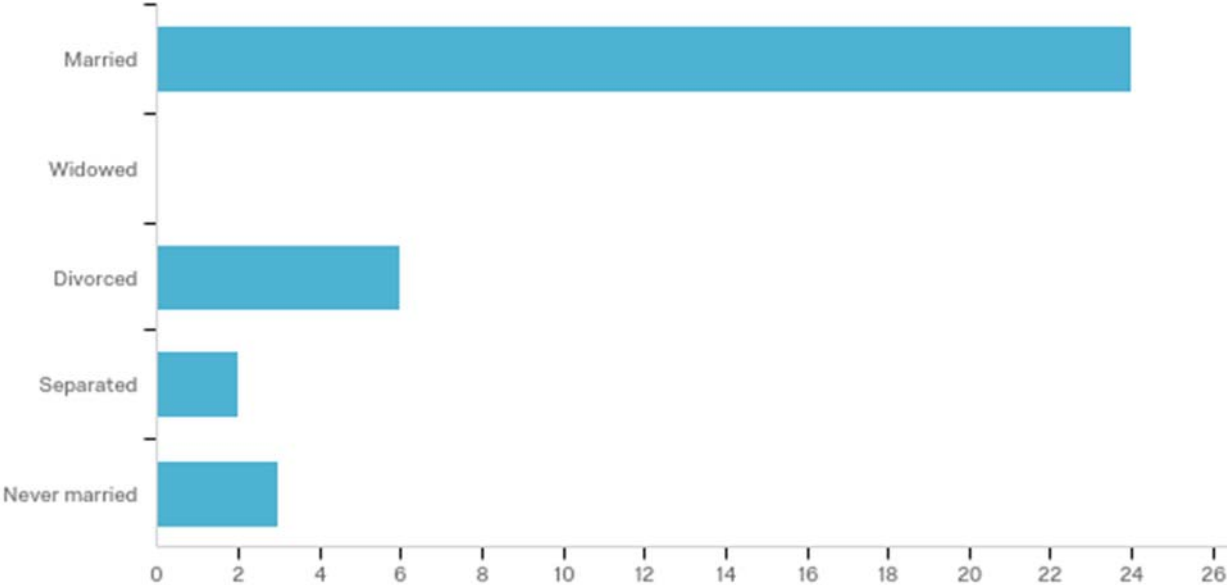
Please indicate your current age range:



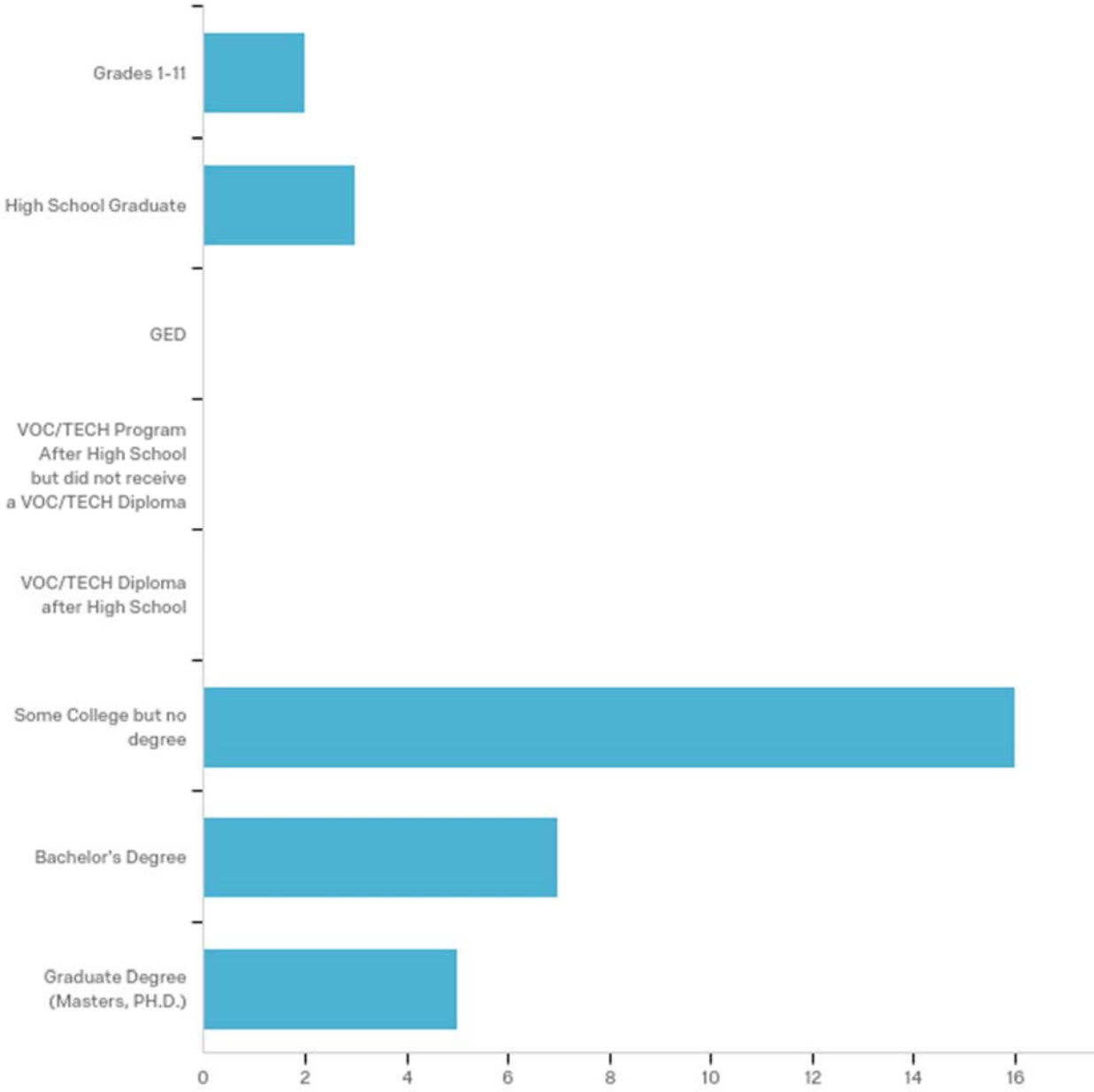
Please indicate your gender.



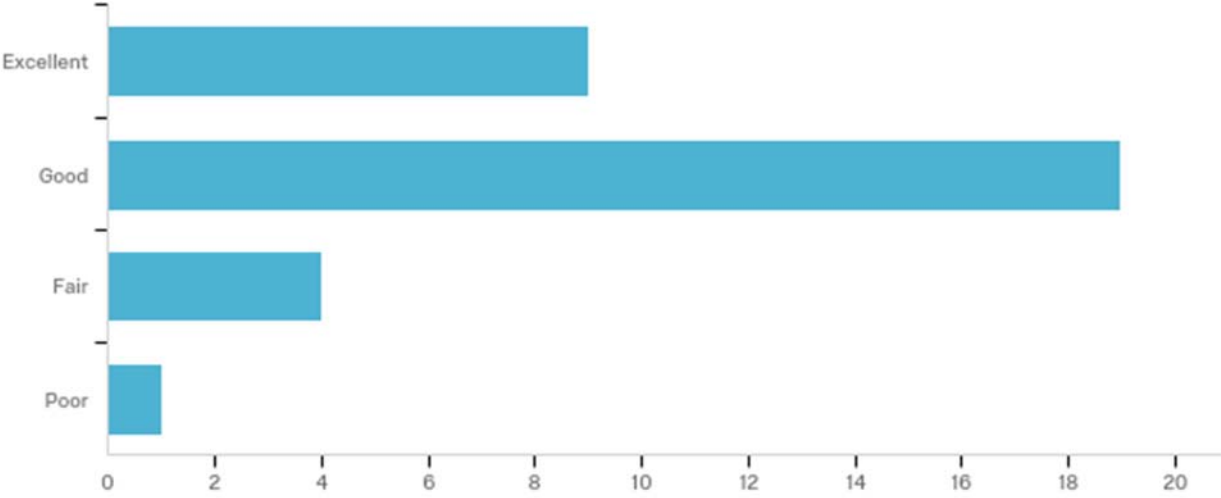
Are you currently ...



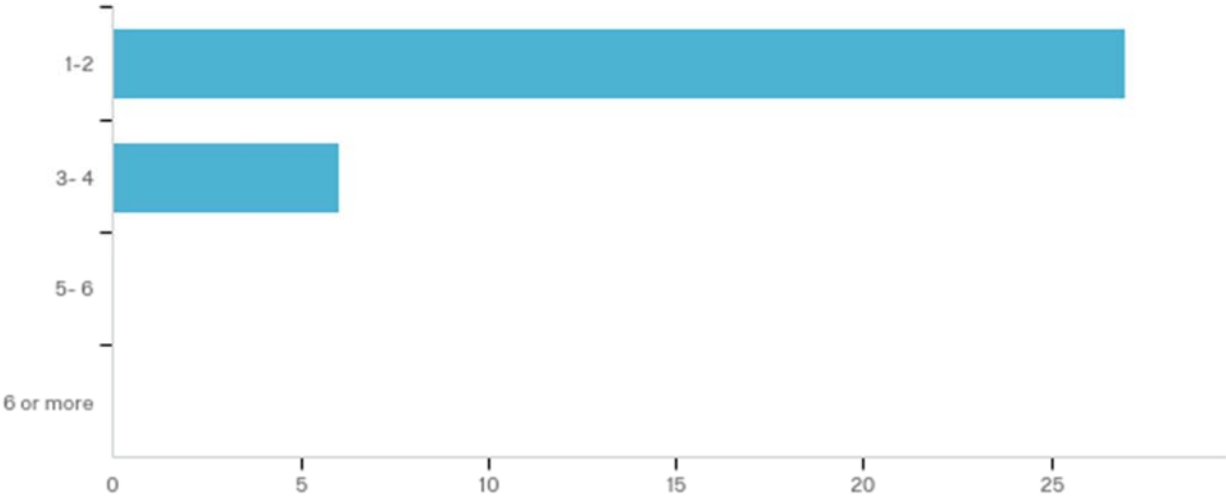
What is the highest level of schooling you have completed?



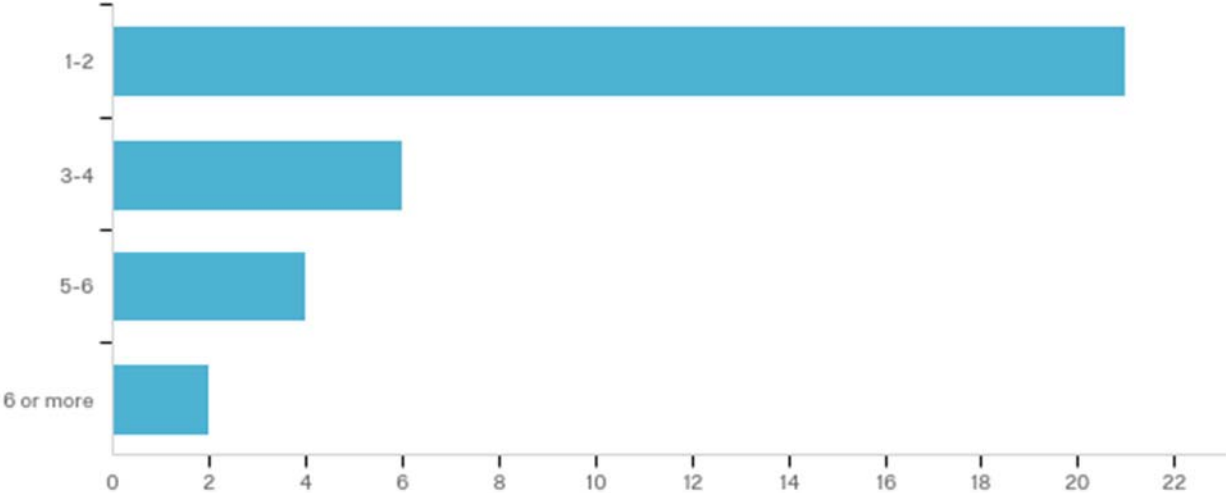
In general, how would you describe your physical health? Would you say it is ...



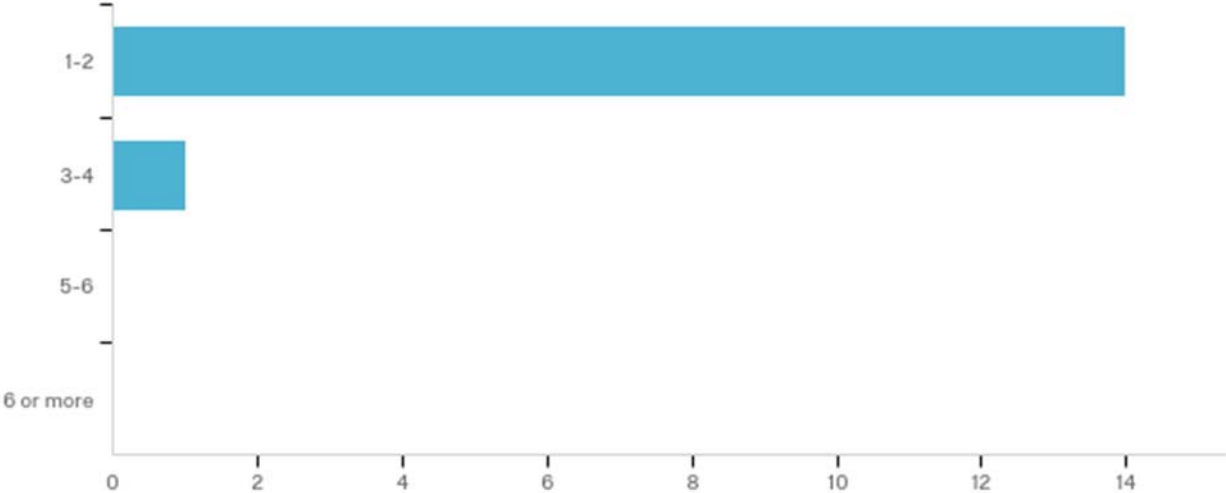
Please indicate how many adults age 18 and older, including yourself, currently reside in your household?



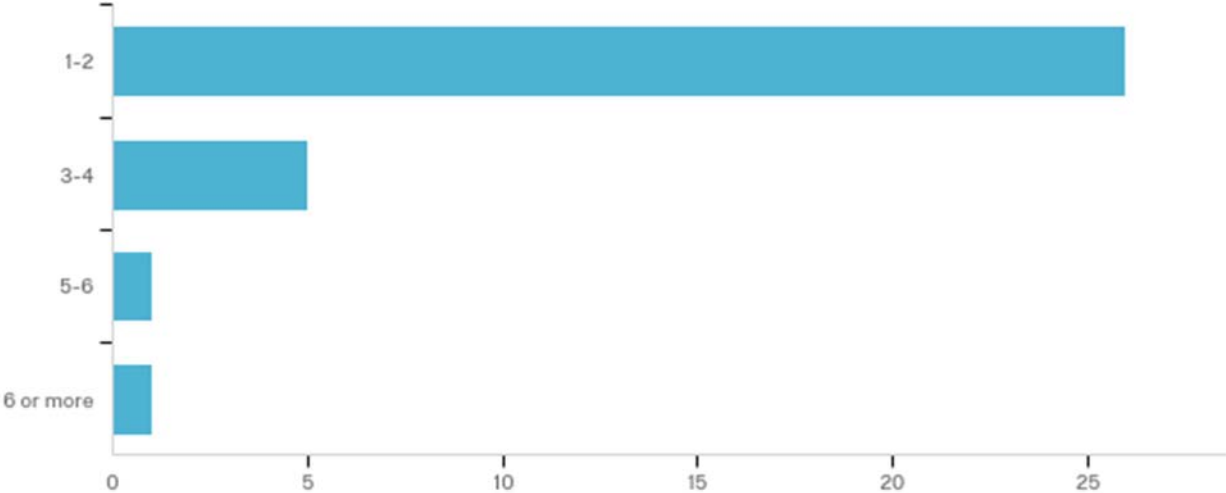
Please indicate how many children (under age 18) currently reside in your home?



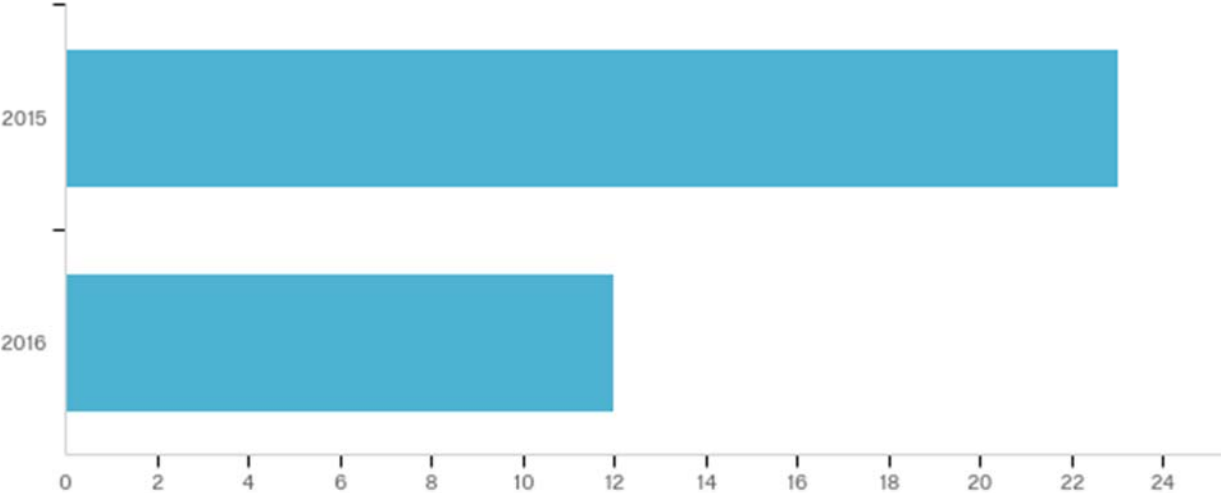
Of the children living in your home, how many are your biological children?



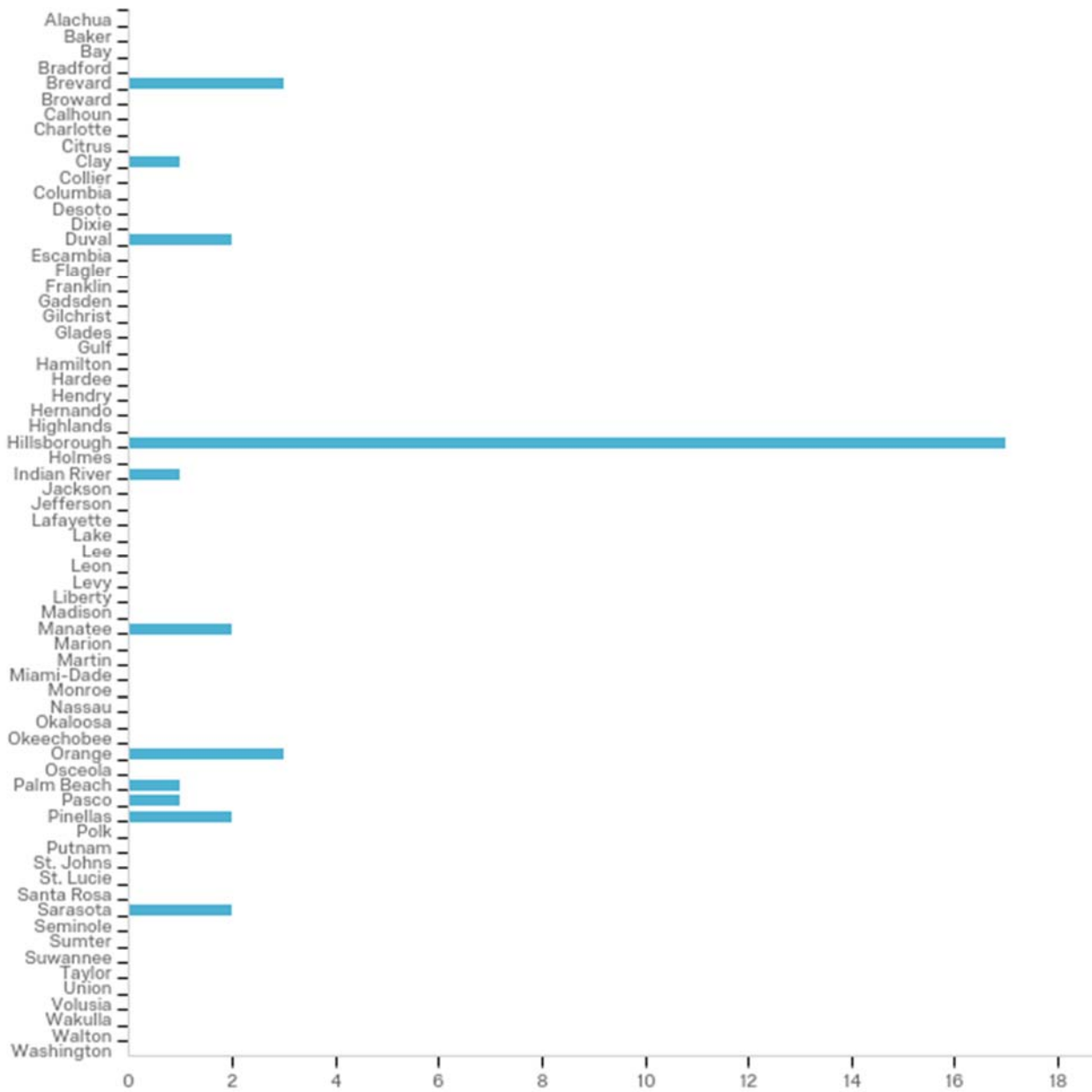
Of the children living in your home, how many were adopted?



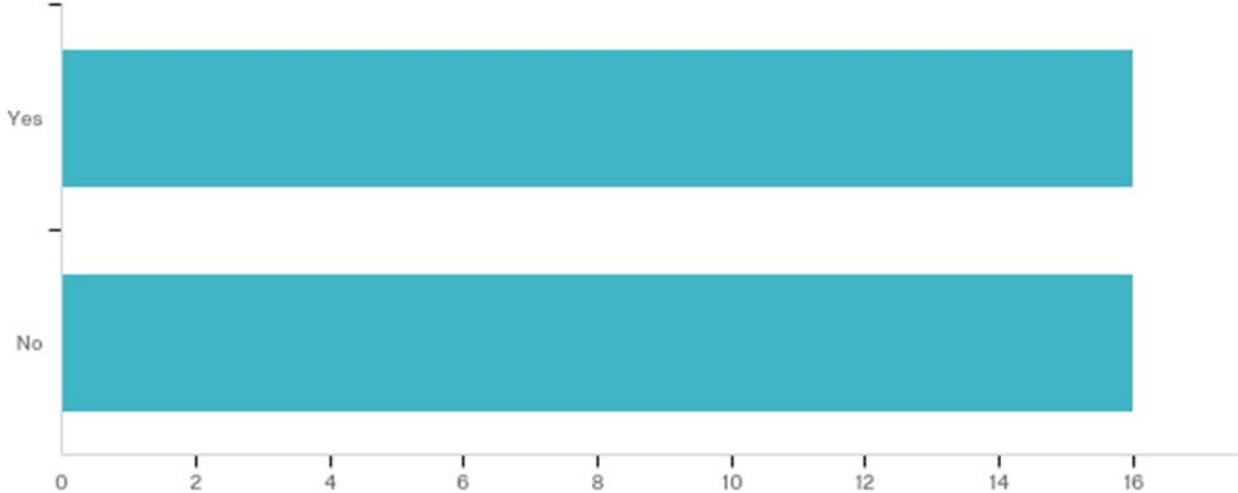
In what year did your first adoption finalize?



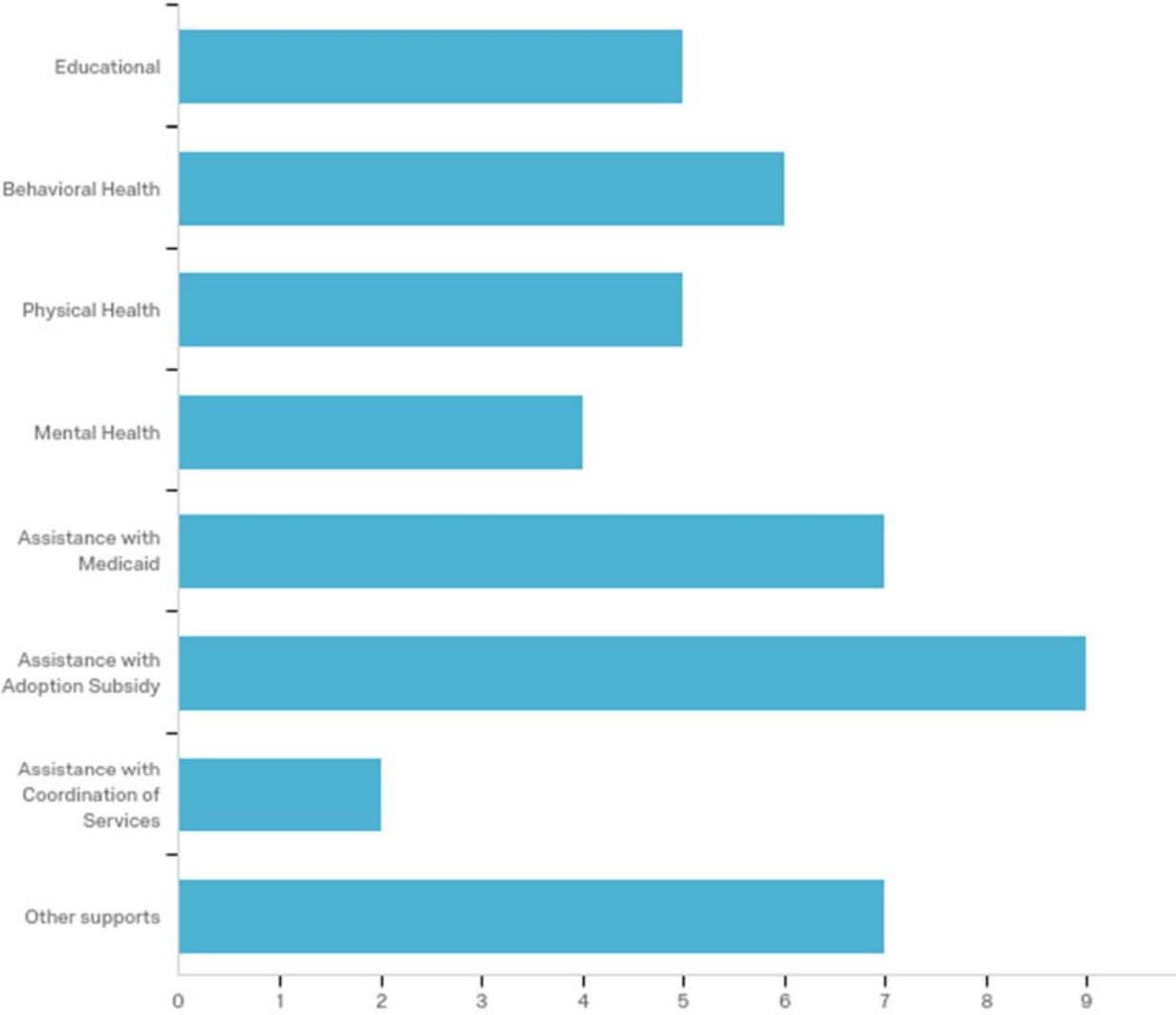
In what county did you finalize your Adoption?



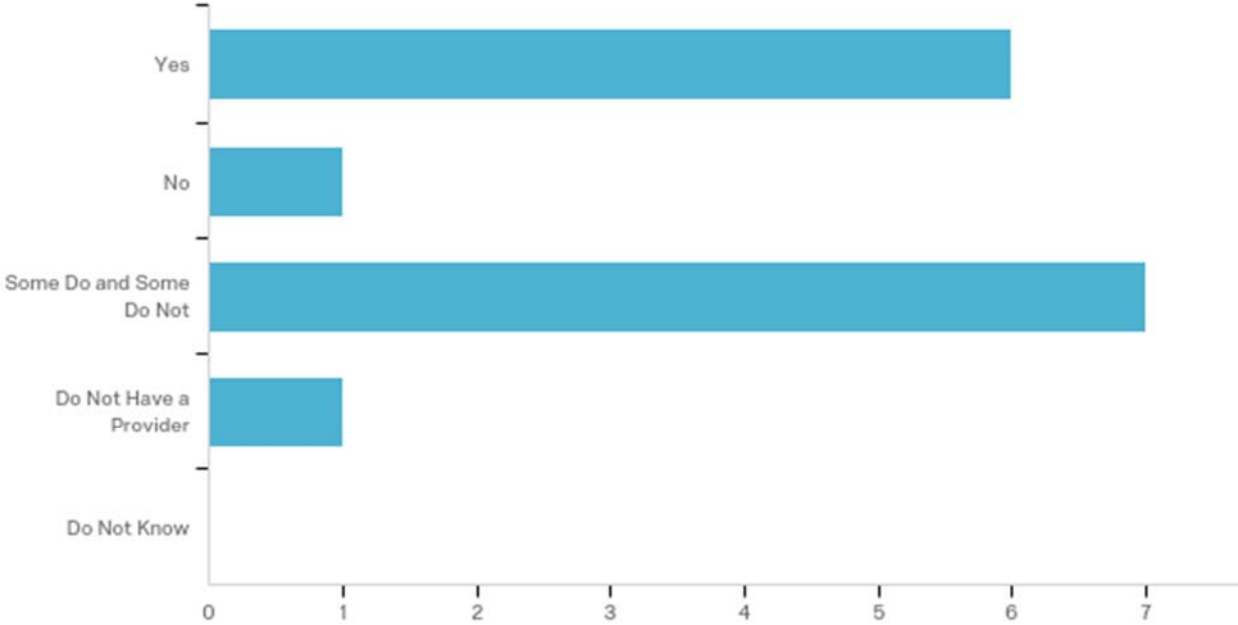
Has your family received Post Adoption Services/Supports since finalization?



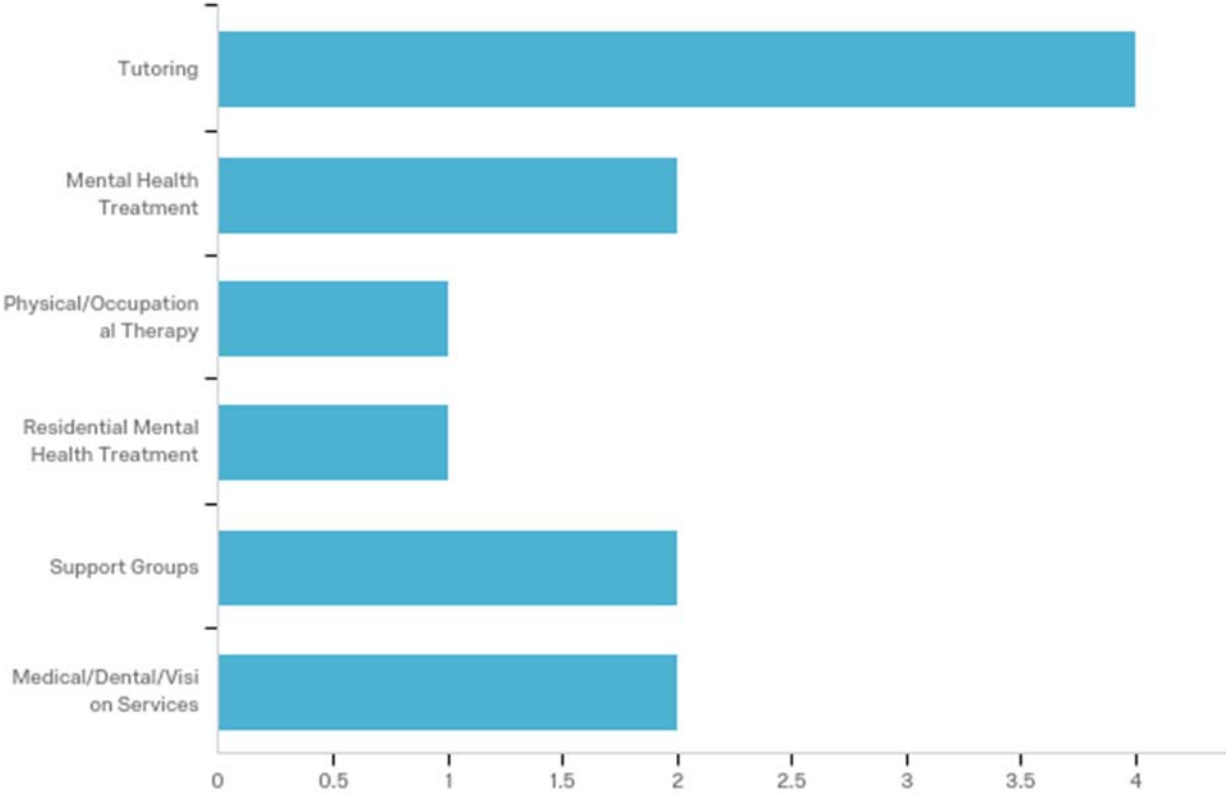
What type of Post Adoption Services has your family received? Please select all that apply.



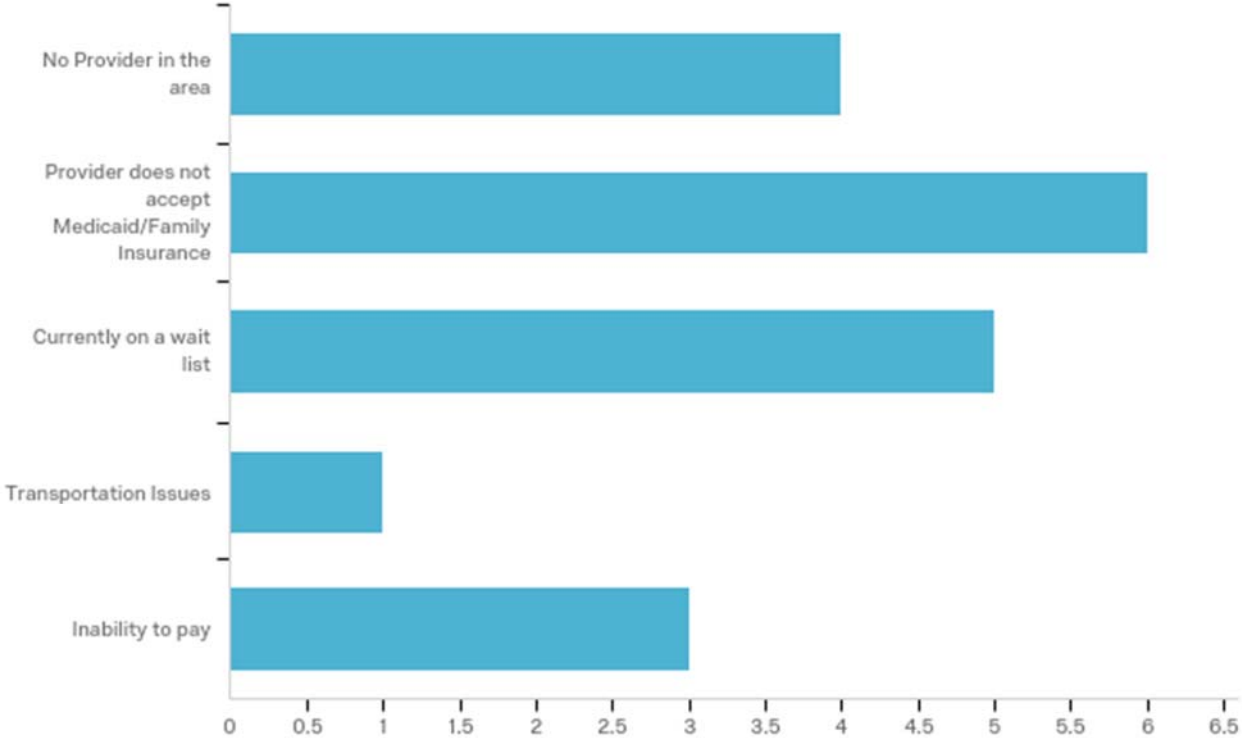
Do you feel the providers of the Post Adoption Services understood the issues that your adopted child and family have related to adoption?



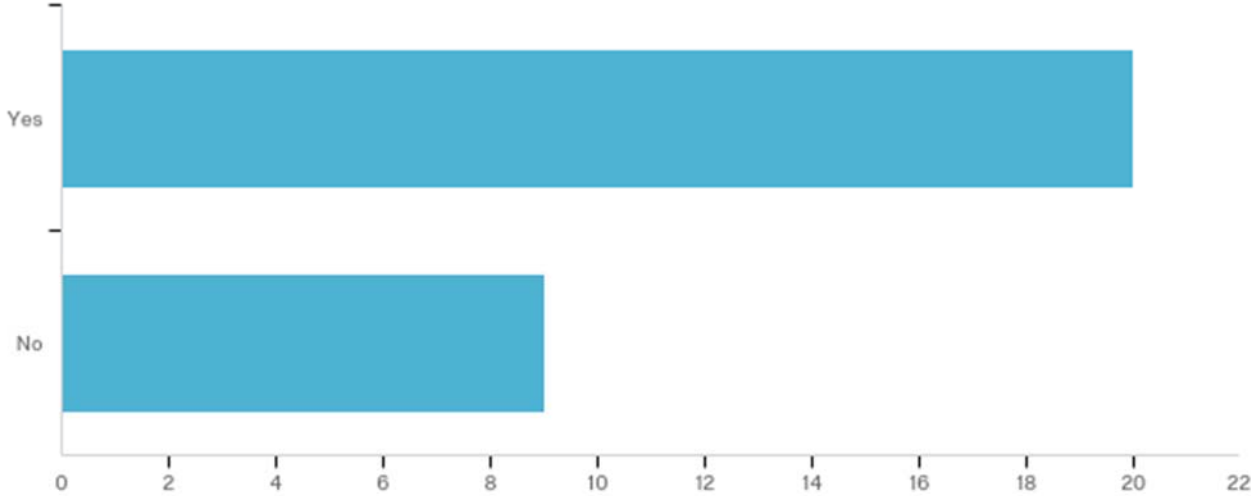
What services have you tried to access but are unable to receive? Please select all that apply.



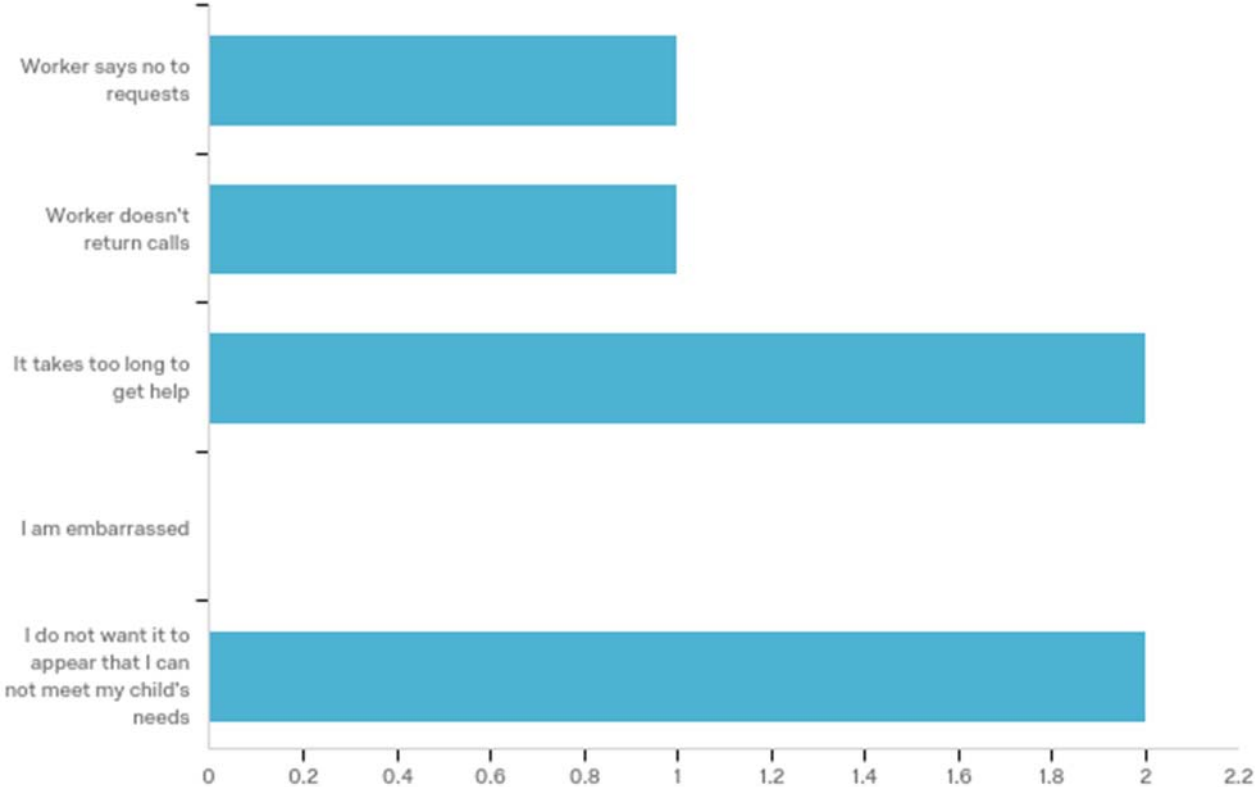
A service my child and/or my family needs is unavailable because of the following: Please select all that apply.



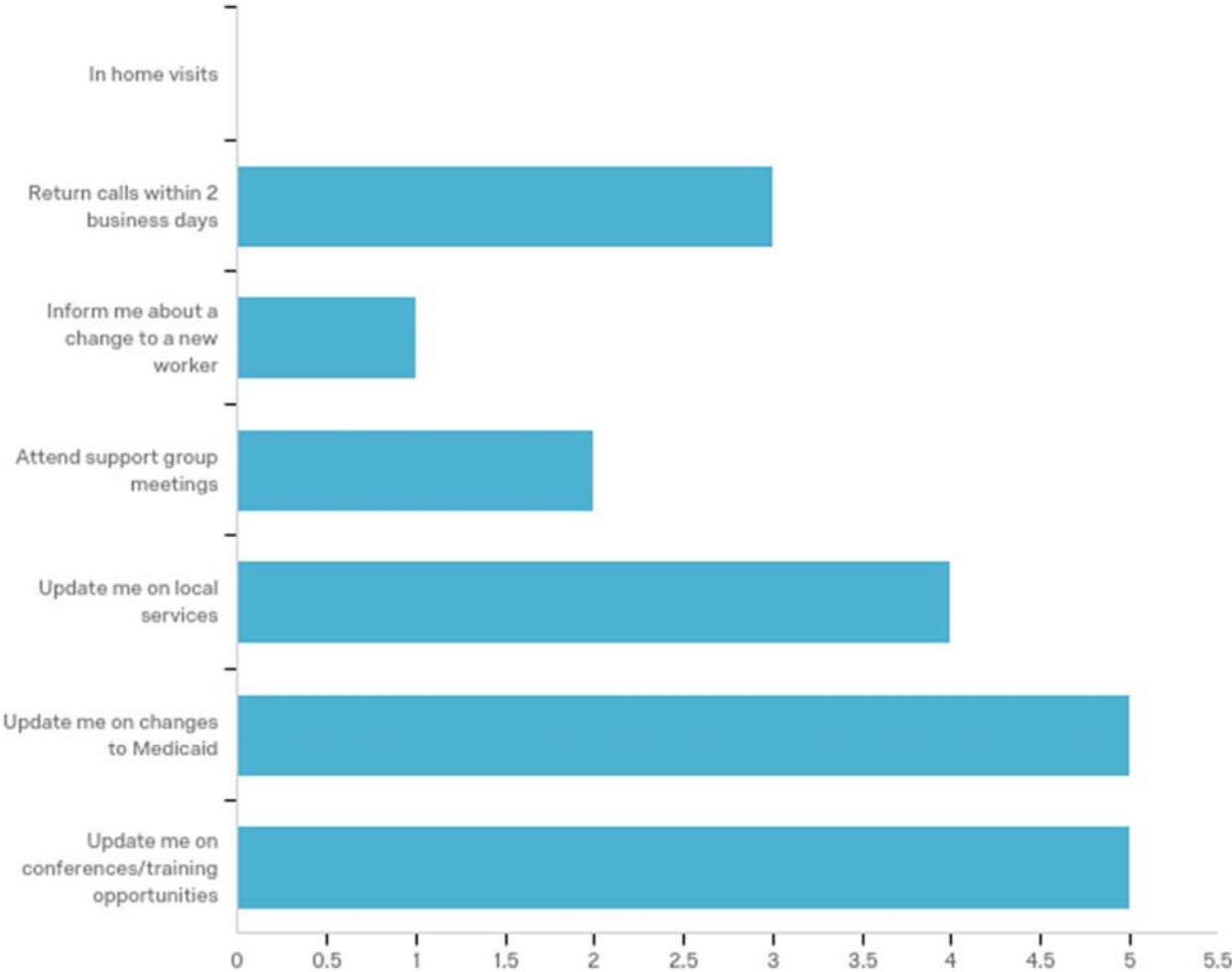
Do you feel comfortable asking your Post Adoption Worker for additional help/assistance?



Please indicate why you are uncomfortable asking your Post Adoption Worker for additional help/assistance?



Is there a service or support that you want your post adoption worker to provide that is currently not being provided? Please select all that apply.



Thank you very much for your help with this important survey! This is an anonymous survey, but if you would like to provide additional input about your post adoption services program, please document your email address and/or telephone number below.

Name (Optional)

Email Address

Telephone

Once again, thank you for participating in this survey.